



USB 2.0 Common Mode Choke – 1206



These Coilcraft filters are designed to eliminate virtually all common mode noise in high-speed, differential mode signal transmission applications such as USB 2.0, IEEE1394 and LVDS. Most provide greater than 30 dB common mode attenuation and greater than 100 ohms impedance.

These dual-wound filters have an industry standard footprint and feature lower DC resistance and greater current handling capability than our 0805USB filter. They are available in nine values to meet your specific requirements.

Coilcraft **Designer's Kit C384** contains samples of all values shown here plus all values in our 0603USB and 0805USB series. To order, contact Coilcraft or purchase online at <http://order.coilcraft.com>.

Part number ¹	Common mode impedance typ (Ohms)			Common mode attenuation typ (dB)			Inductance ² min (nH)	DCR max ³ (Ohms)	Isolation Vrms	Irms ⁴ (mA)
	10 MHz	100 MHz	500 MHz	10 MHz	100 MHz	500 MHz				
1206USB-371ML_	15	37	95	1.0	2.1	12.0	31	0.10	250	1000
1206USB-102ML_	30	100	200	1.5	4.2	19.0	66	0.14	250	850
1206USB-172ML_	55	170	345	2.3	6.8	26.0	107	0.18	250	700
1206USB-262ML_	85	265	545	3.0	9.7	31.0	161	0.22	250	600
1206USB-372ML_	125	370	775	4.7	12.0	33.0	226	0.26	250	600
1206USB-532ML_	170	530	1190	5.5	15.0	35.0	319	0.30	250	600
1206USB-672ML_	200	670	1500	7.3	16.5	33.0	412	0.34	250	500
1206USB-872ML_	265	870	2010	9.1	18.0	32.0	510	0.39	250	500
1206USB-113ML_	330	1100	2425	10.2	21.0	31.0	623	0.44	250	500

1. When ordering, please specify **packaging** code:

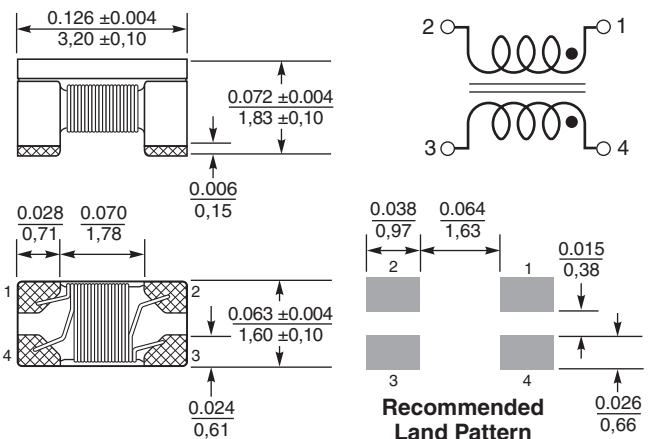
1206USB-113ML C

Packaging: **C** = 7" machine-ready reel. EIA-481 embossed plastic tape (2000 parts per full reel).

B = Less than full reel. In tape, but not machine ready. To have a leader and trailer added (\$25 charge), use code letter C instead.

D = 13" machine-ready reel. EIA-481 embossed plastic tape (7500 parts per full reel).

- Inductance measured at 100 MHz using an Agilent/HP 4286A impedance analyzer and a Coilcraft SMD-A fixture.
- DCR is specified per winding.
- Current per winding that causes a 20°C rise from 25°C ambient.
- Operating temperature range -40°C to 85°C.
- Electrical specifications at 25°C.



Terminations: Gold over nickel over silver-palladium-glass frit

Weight: 36.2 – 37.6 mg

Tape and reel: 2000/7" reel; 7500/13" reel 8 mm tape width

For packaging data see Tape and Reel Specifications section.

Coilcraft®

Specifications subject to change without notice.
Please check our website for latest information.

Document 386-1 Revised 01/13/10

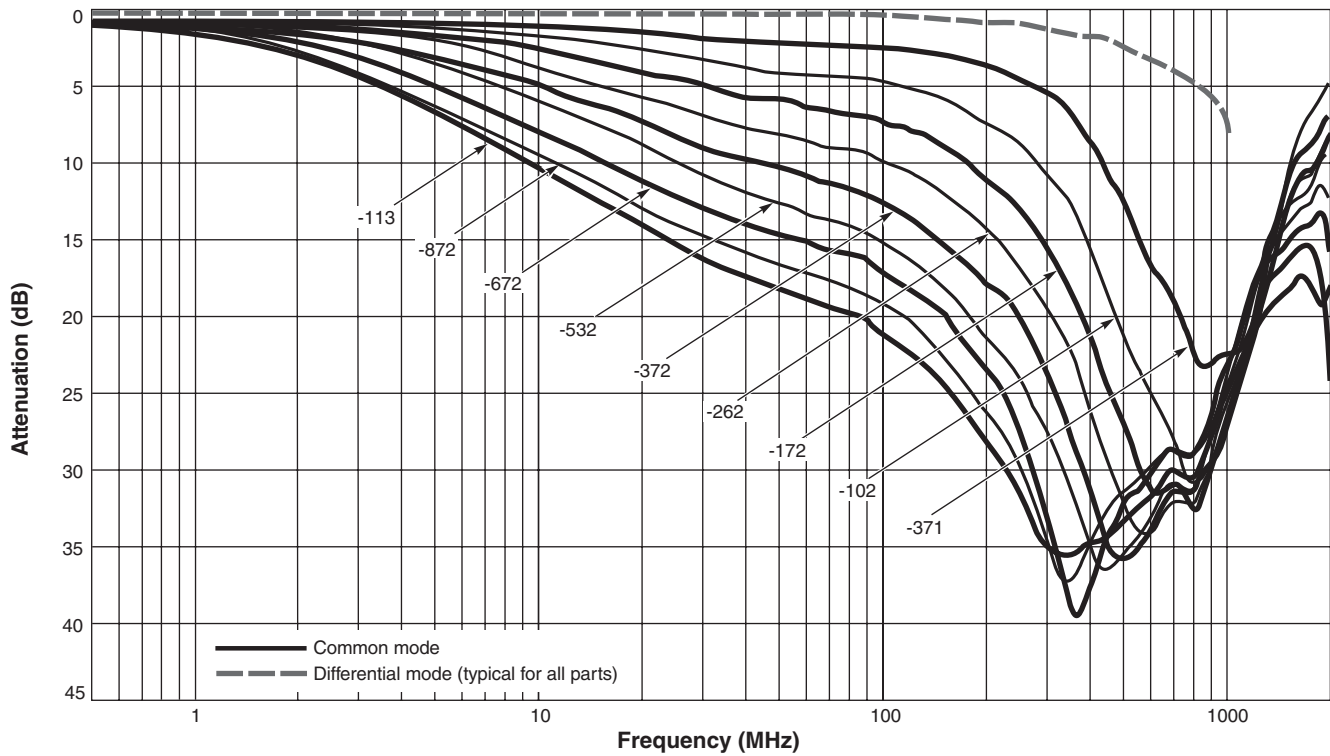
1102 Silver Lake Road Cary, Illinois 60013 Phone 847/639-6400 Fax 847/639-1469

E-mail info@coilcraft.com Web <http://www.coilcraft.com>

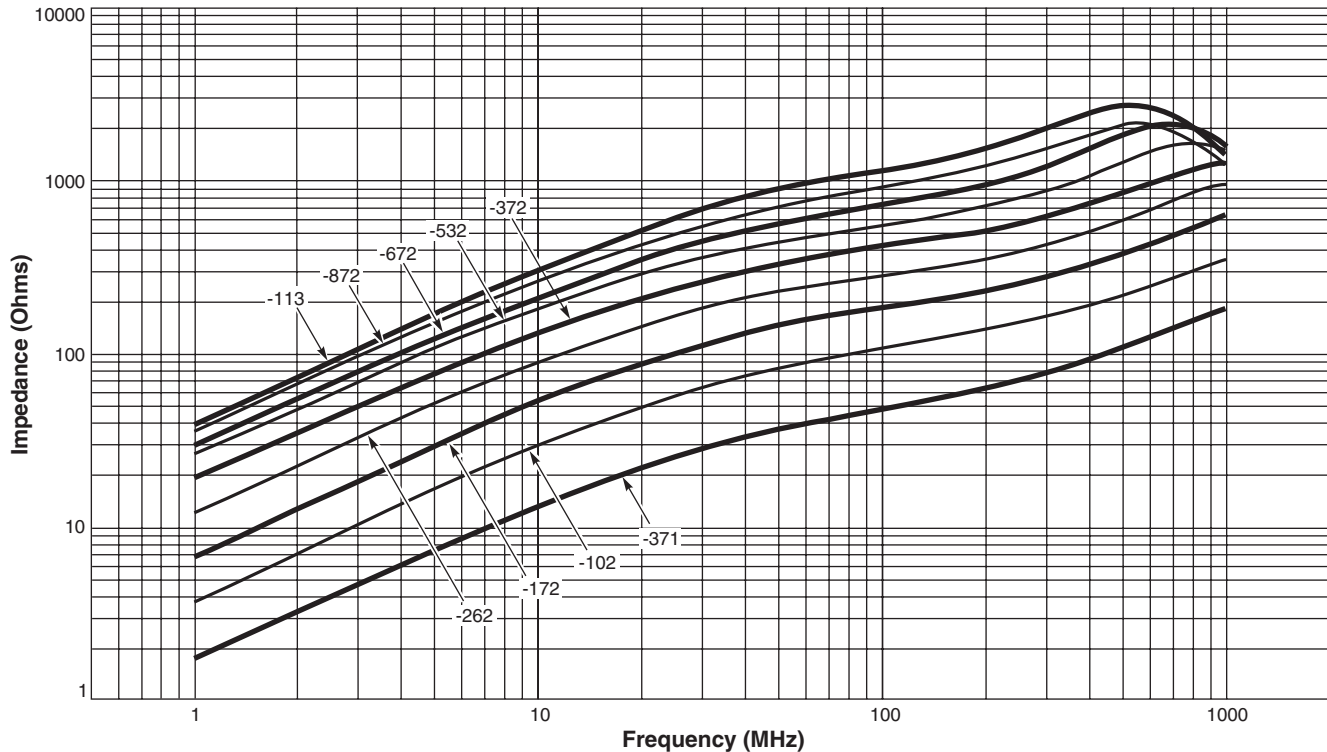


USB 2.0 Common Mode Filter – 1206

Typical Attenuation (Ref: 50 Ohms)



Typical Impedance vs Frequency



Specifications subject to change without notice.
 Please check our website for latest information.

Document 386-2 Revised 01/13/10

1102 Silver Lake Road Cary, Illinois 60013 Phone 847/639-6400 Fax 847/639-1469

E-mail info@coilcraft.com Web <http://www.coilcraft.com>