

**NEW!**

USB 2.0 Common Mode Filter – 1206



These Coilcraft filters are designed to eliminate virtually all common mode noise in high-speed, differential mode signal transmission applications such as USB 2.0, IEEE1394 and LVDS. Most provide greater than 30 dB common mode attenuation and greater than 100 ohms impedance.

These dual-wound filters have an industry standard footprint and feature lower DC resistance and greater current handling capability than our 0805USB filter. They are available in nine values to meet your specific requirements.

Coilcraft **Designer's Kit C184** contains samples of all values shown here plus all values in our 0603USB and 0805USB series. To order, contact Coilcraft or purchase online at <http://order.coilcraft.com>.

Part number ¹	Common mode impedance typ (Ohms)			Common mode attenuation typ (dB)			Inductance ² min (nH)	DCR max (Ohms)	Isolation Vrms	Irms ³ (mA)
	10 MHz	100 MHz	500 MHz	10 MHz	100 MHz	500 MHz				
1206USB-371MB_	15	37	95	1.0	2.1	12.0	31	0.10	250	1000
1206USB-102MB_	30	100	200	1.5	4.2	19.0	66	0.14	250	850
1206USB-172MB_	55	170	345	2.3	6.8	26.0	107	0.18	250	700
1206USB-262MB_	85	265	545	3.0	9.7	31.0	161	0.22	250	600
1206USB-372MB_	125	370	775	4.7	12.0	33.0	226	0.26	250	600
1206USB-532MB_	170	530	1190	5.5	15.0	35.0	319	0.30	250	600
1206USB-672MB_	200	670	1500	7.3	16.5	33.0	412	0.34	250	500
1206USB-872MB_	265	870	2010	9.1	18.0	32.0	510	0.39	250	500
1206USB-113MB_	330	1100	2425	10.2	21.0	31.0	623	0.44	250	500

1. When ordering, please specify **packaging** code:

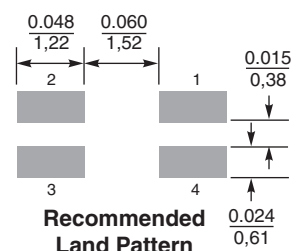
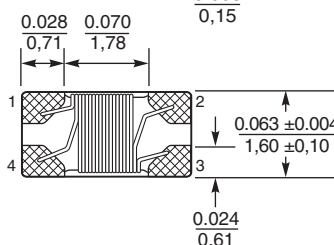
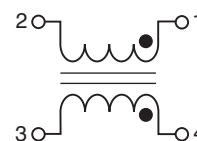
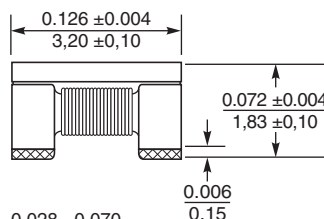
1206USB-113MB C

Packaging: C = 7" machine-ready reel. EIA-481 embossed plastic tape (2000 parts per full reel).

B = Less than full reel. In tape, but not machine ready. To have a leader and trailer added (\$25 charge), use code letter C instead.

D = 13" machine-ready reel. EIA-481 embossed plastic tape (7500 parts per full reel).

- Inductance measured at 100 MHz using an Agilent/HP 4286A impedance analyzer and a Coilcraft SMD-A fixture.
- Average current for a 20°C rise from 25°C ambient.
- DCR and Irms are specified per winding.
- Operating temperature range -40°C to 85°C.
- Electrical specifications at 25°C.



Terminations: Nickel/gold over silver palladium

Tape and reel: 2000/7" reel; 7500/13" reel 8 mm tape width
For packaging data see Tape and Reel Specifications section.

Coilcraft®

Specifications subject to change without notice.

Please check our website for latest information.

Document 386-1 Revised 08/20/04

1102 Silver Lake Road Cary, Illinois 60013 Phone 847/639-6400 Fax 847/639-1469

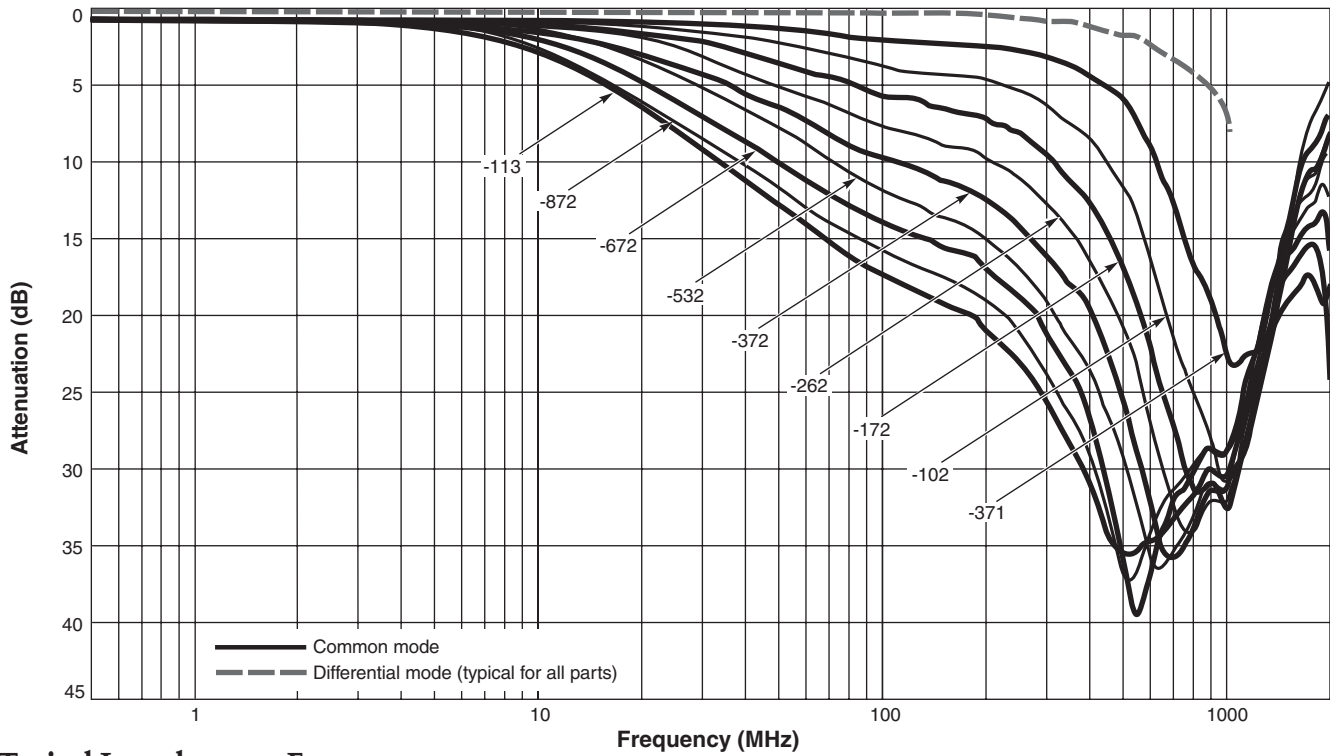
E-mail info@coilcraft.com Web <http://www.coilcraft.com>



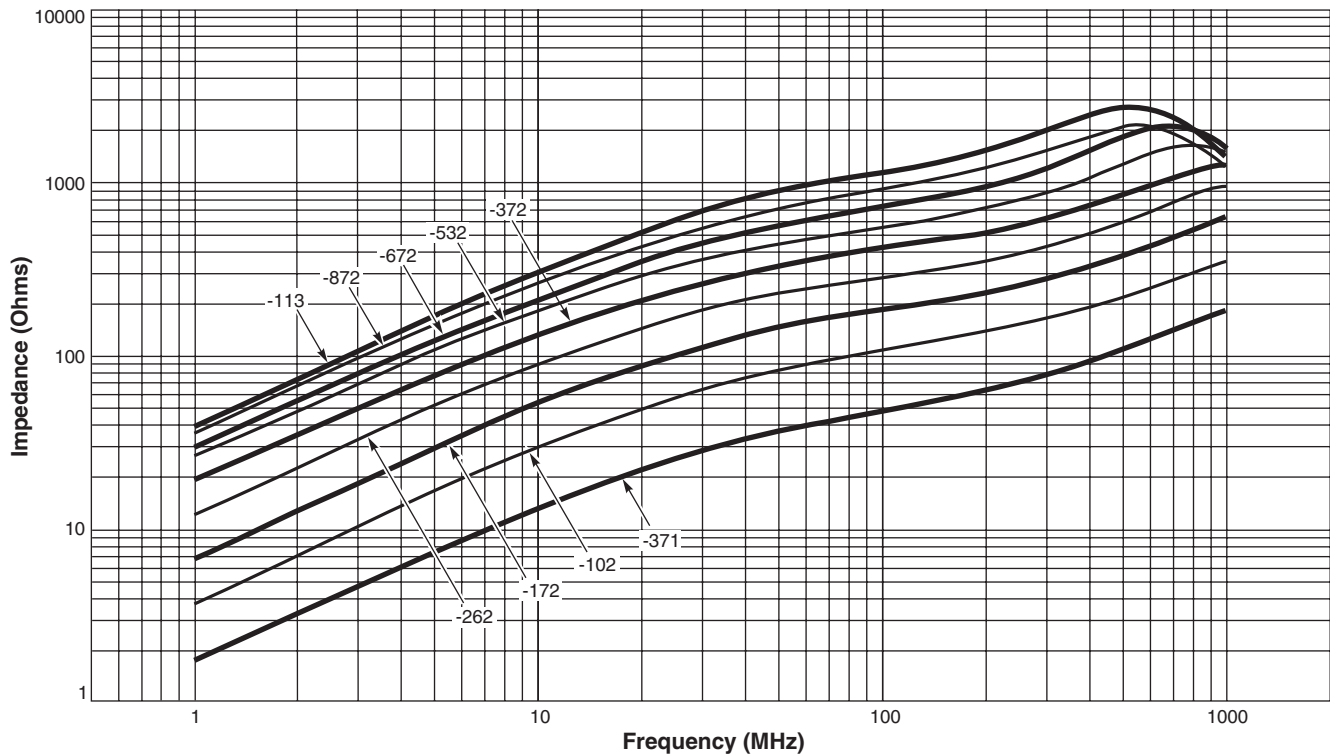
NEW!

USB 2.0 Common Mode Filter – 1206

Typical Attenuation



Typical Impedance vs Frequency



Coilcraft[®]

Specifications subject to change without notice.
 Please check our website for latest information.

Document 386-2 Revised 05/10/04

1102 Silver Lake Road Cary, Illinois 60013 Phone 847/639-6400 Fax 847/639-1469

E-mail info@coilcraft.com Web <http://www.coilcraft.com>