

PRELIMINARY

2450 MHz Band Pass Filter

P/N 2450BP15E0100

Detail Specification: 06/27/06

Page 1 of 2

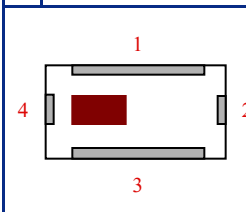
General Specifications

| | |
|---------------------------|-------------------------|
| Part Number | 2450BP15E0100 |
| Frequency (MHz) | 2400 - 2500 |
| Attenuation (min.) | 30 dB @ 880 - 915 MHz |
| Attenuation (min.) | 30 dB @ 1710 - 1785 MHz |
| Attenuation (min.) | 25 dB @ 1850 - 1910 MHz |
| Attenuation (min.) | 25 dB @ 4800 - 5000 MHz |
| Attenuation (min.) | 15 dB @ 7200 - 7500 MHz |

| | |
|------------------------------|--------------|
| Insertion Loss | 1.5 dB max. |
| Return Loss | 9.5 dB min. |
| Impedance | 50 Ω |
| Input Power | 500 mW max. |
| Operating Temperature | -40 to +85°C |
| Storage Temperature | -40 to +85°C |
| Reel Quantity | 4,000 |

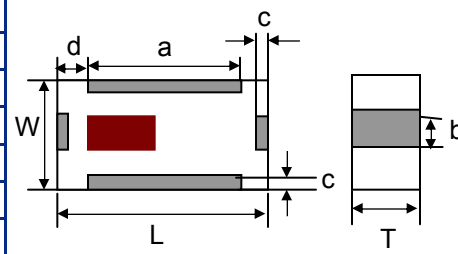
| | | | | |
|---------------|--------------------------|------------|---------------|------------------------------|
| P/N | Packaging Style | Bulk | Suffix = S | Eg. 2450BP15E0100S |
| | | T & R | Suffix = E | Eg. 2450BP15E0100E |
| Suffix | Termination Style | 100% Tin | Suffix = None | Eg. 2450BP15E0100(E or S) |
| | | Tin / Lead | Suffix = /Pb | Eg. 2450BP15E0100(E or S)/Pb |

| Terminal Configuration | |
|------------------------|----------|
| No. | Function |
| 1 | GND |
| 2 | OUT |
| 3 | GND |
| 4 | IN |



Mechanical Dimensions

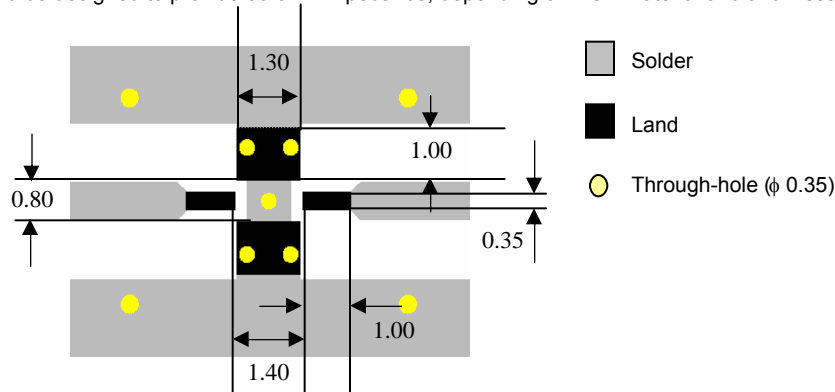
| | In | mm |
|---|---------------|-------------|
| L | 0.079 ± 0.006 | 2.00 ± 0.15 |
| W | 0.049 ± 0.004 | 1.25 ± 0.10 |
| T | 0.022 ± 0.004 | 0.55 ± 0.10 |
| a | 0.051 ± 0.006 | 1.30 ± 0.15 |
| b | 0.012 ± 0.006 | 0.30 ± 0.15 |
| c | 0.010 ± 0.006 | 0.25 ± 0.15 |
| d | 0.014 ± 0.006 | 0.35 ± 0.15 |



Mounting Considerations

Mount these devices with brown mark facing up.

* Line width should be designed to provide 50 ohm impedance, depending on PCB material and thickness



Units: mm

Johanson Technology, Inc. reserves the right to make design changes without notice.
All sales are subject to Johanson Technology, Inc. terms and conditions.



www.johansontechology.com

931 Via Alondra • Camarillo, CA 93012 • TEL 805.389.1166 FAX 805.389.1821

2003 Johanson Technology, Inc. All Rights Reserved

PRELIMINARY

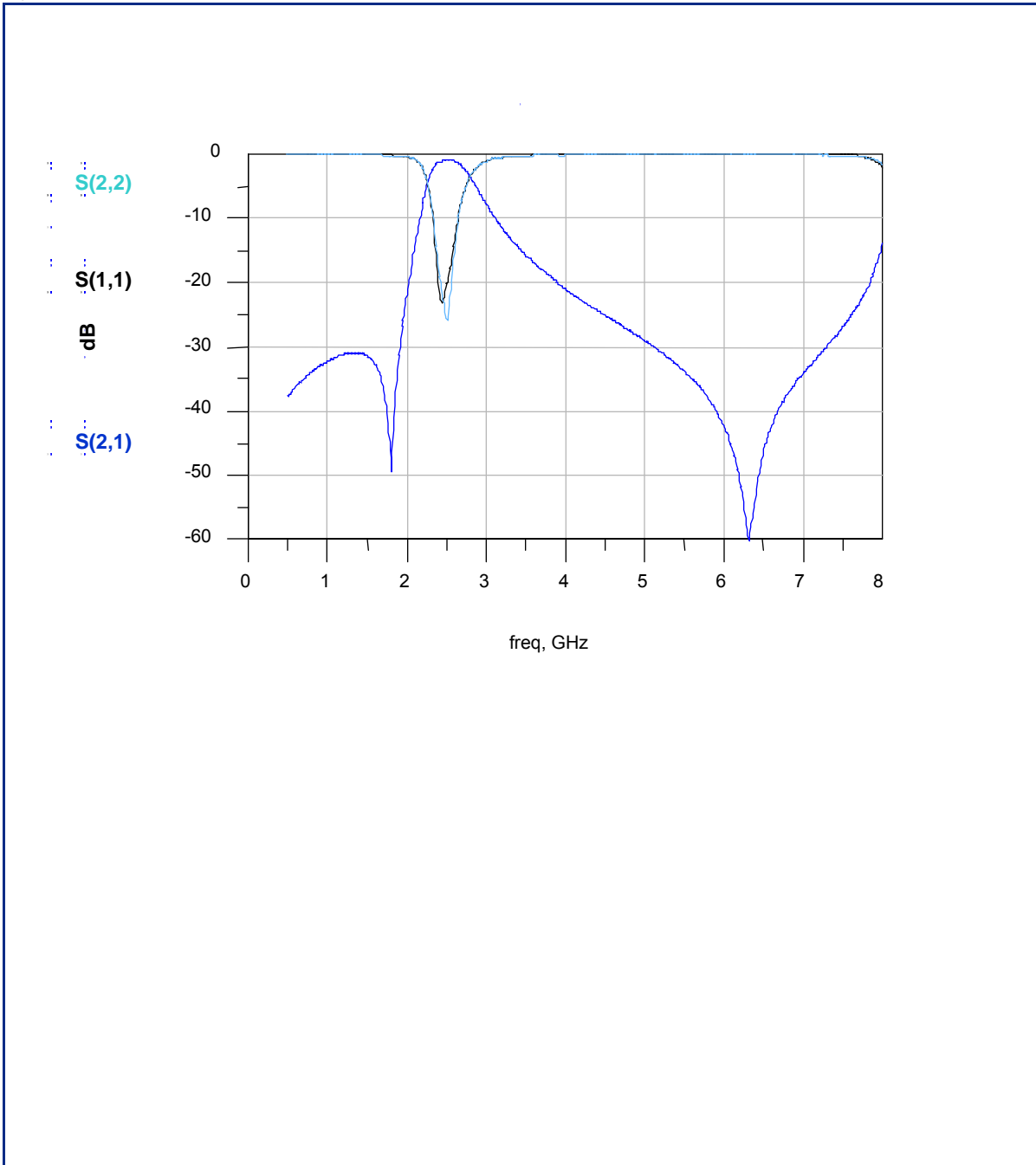
2450 MHz Band Pass Filter

P/N 2450BP15E0100

Detail Specification: 06/27/06

Page 2 of 2

Typical Electrical Performance (T=25°C)



Johanson Technology, Inc. reserves the right to make design changes without notice.
All sales are subject to Johanson Technology, Inc. terms and conditions.



www.johansontechnology.com
931 Via Alondra • Camarillo, CA 93012 • TEL 805.389.1166 FAX 805.389.1821

2003 Johanson Technology, Inc. All Rights Reserved