

"High Frequency Ceramic Solutions"

2450 MHz Power Divider

P/N 2450PD14B0100

Detail Specification: 12/19/08

Page 1 of 2

General Specifications

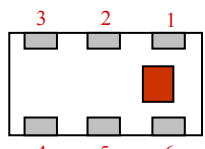
Part Number	2450PD14B0100	
Frequency (MHz)	2400 - 2500	
Insertion Loss @ BW	OUT1	3.4 ± 0.6
	OUT2	3.4 ± 0.6
Attenuation	4800 - 5000	10 dB min.
	7200 - 7500	15 dB min.

Return Loss	14 dB min.
Phase Balance	0° ± 3
Isolation	20 dB min.
Operating Temperature	-40 to +85°C
Reel Quantity	4,000
Power Capacity	500 mW max.

P/N Suffix	Packaging Style	Bulk	Suffix = S	Eg. 2450PD14B0100S
		T & R	Suffix = E	Eg. 2450PD14B0100E
	Termination Style	100% Tin	Suffix = None	Eg. 2450PD14B0100(E or S)
		Tin / Lead	Please consult Factory	

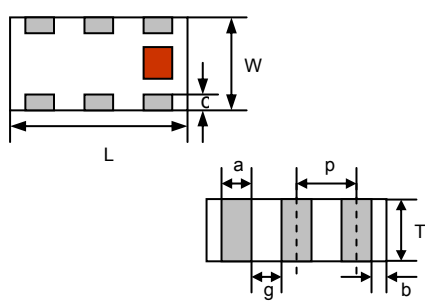
Terminal Configuration

No.	Function
1	GND
2	IN
3	GND
4	OUT1
5	NC or GND
6	OUT2



Mechanical Dimensions

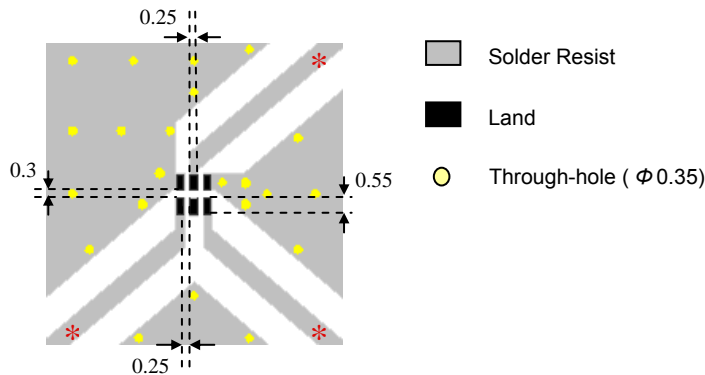
	In	mm
L	0.063 ± 0.004	1.60 ± 0.10
W	0.031 ± 0.004	0.80 ± 0.10
T	0.024 ± 0.004	0.60 ± 0.10
a	0.008 ± 0.004	0.20 ± 0.10
b	0.008 +.004/-0.006	0.20 +0.1/-0.15
c	0.006 ± 0.004	0.15 ± 0.10
g	0.012 ± 0.004	0.30 ± 0.10
p	0.020 ± 0.002	0.50 ± 0.05



Mounting Considerations

Mount these devices with brown mark facing up.

* Line width should be designed to match 50 Ω characteristic impedance, depending on PCB material and thickness.



Johanson Technology, Inc. reserves the right to make design changes without notice.

All sales are subject to Johanson Technology, Inc. terms and conditions.



www.johansontechnology.com

4001 Calle Tecate • Camarillo, CA 93012 • TEL 805.389.1166 FAX 805.389.1821

2008 Johanson Technology, Inc. All Rights Reserved

"High Frequency Ceramic Solutions"

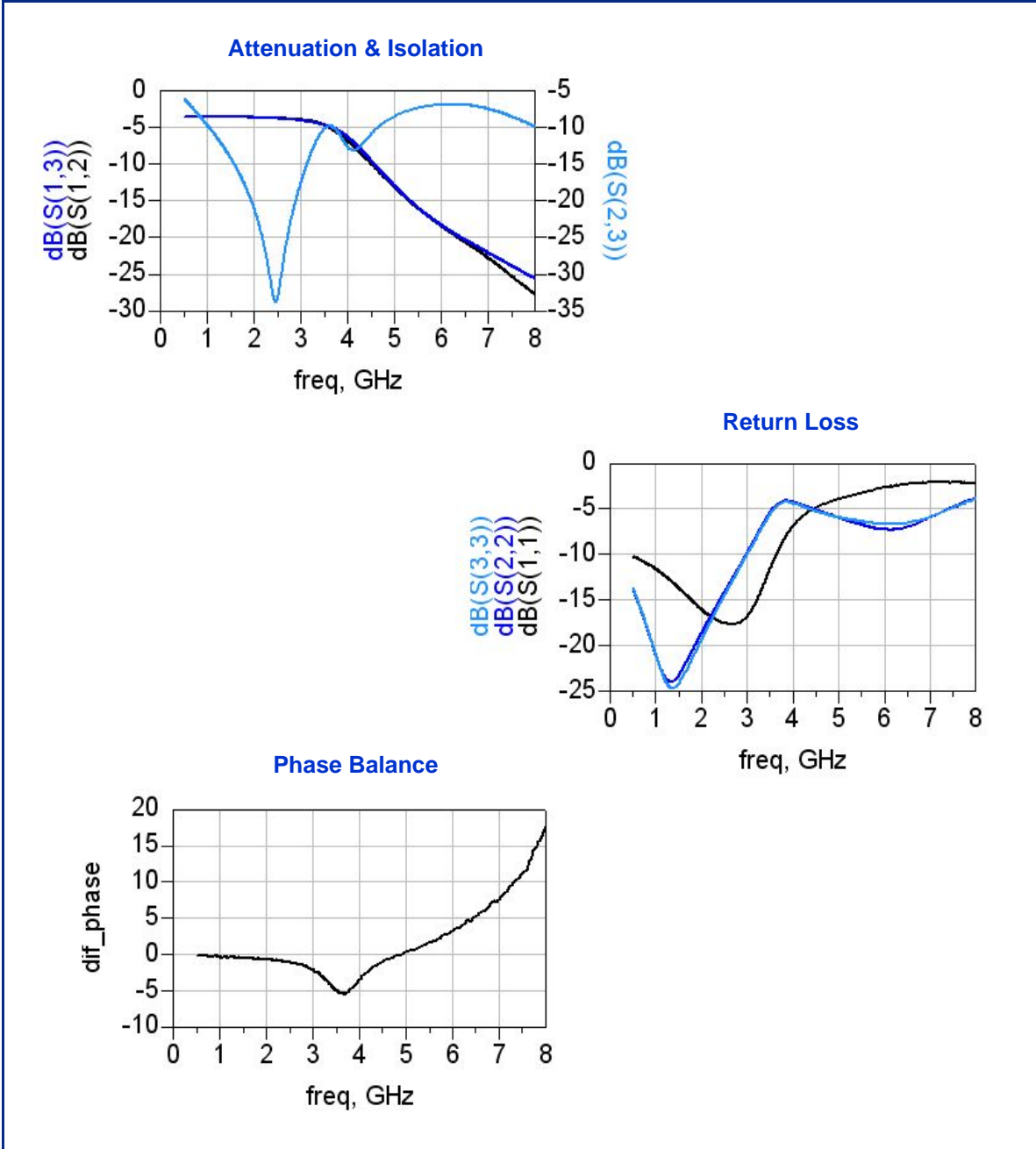
2450 MHz Power Divider

P/N 2450PD14B0100

Detail Specification: 12/19/08

Page 2 of 2

Typical Electrical Performance (T=25°C)



Johanson Technology, Inc. reserves the right to make design changes without notice.

All sales are subject to Johanson Technology, Inc. terms and conditions.



www.johansontechnology.com

4001 Calle Tecate • Camarillo, CA 93012 • TEL 805.389.1166 FAX 805.389.1821

2008 Johanson Technology, Inc. All Rights Reserved