

"High Frequency Ceramic Solutions"

2450 / 5400 MHz Diplexer

P/N 2450DP15G5400

Detail Specification: 10/10/08

Page 1 of 2

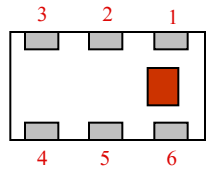
General Specifications

Part Number	2450DP15G5400
-------------	---------------

Passband (MHz)	Insertion Loss	Attenuation I	Attenuation II	Return Loss
2400 - 2500	0.7 max	18 min @ 4.8 ~ 6.0 GHz	18 min @ 7.2 ~ 7.5 GHz	9.5 min.
4900 - 5900	1.0 max	19 min @ 1.8 ~ 2.5 GHz	25 ref. @ 10.3 ~ 10.7 GHz	9.5 min.

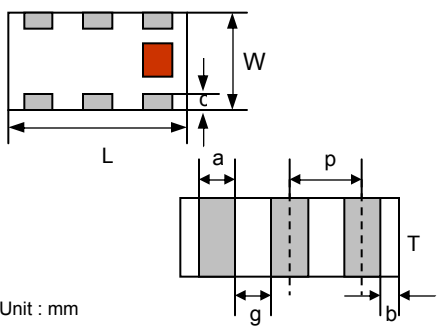
Input Power	2 Watts max.
Impedance	50 Ω
Operating Temp	-40 to +85°C
Storage Temp	+5 ~ +35°C, Humidity: 45~75%RH, 12 mos. Max
Reel Quantity	4000

Terminal Configuration	
No.	Function
1	Higher Freq. Port (P1)
2	GND
3	Lower Freq. Port (P3)
4	GND
5	Common Port (P2)
6	GND



Mechanical Dimensions

	In	mm
L	0.079 ± 0.004	2.00 ± 0.10
W	0.049 ± 0.004	1.25 ± 0.10
T	0.022 ± 0.004	0.55 ± 0.10
a	0.012 ± 0.004	0.30 ± 0.10
b	0.008 ± 0.004	0.20 ± 0.10
c	0.012 +.004/-.008	0.30 +0.1/-0.2
g	0.014 ± 0.004	0.35 ± 0.10
p	0.026 ± 0.002	0.65 ± 0.05

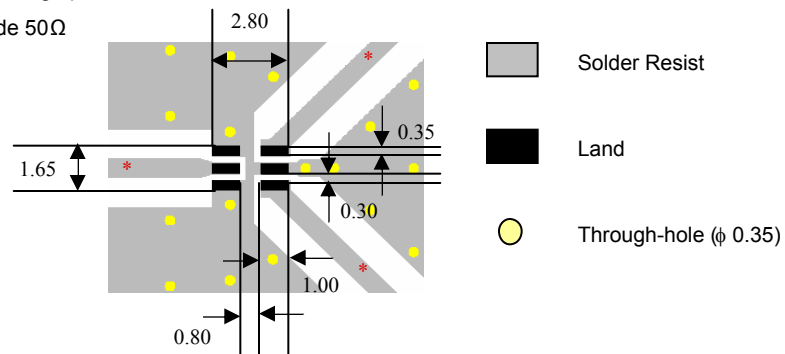


Mounting Considerations

Mount these devices with brown mark facing up.

Line width should be designed to provide 50Ω impedance matching characteristics.

Units: mm



Johanson Technology, Inc. reserves the right to make design changes without notice.
All sales are subject to Johanson Technology, Inc. terms and conditions.



www.johansontechology.com

4001 Calle Tecate • Camarillo, CA 93012 • TEL 805.389.1166 FAX 805.389.1821

2008 Johanson Technology, Inc. All Rights Reserved

"High Frequency Ceramic Solutions"

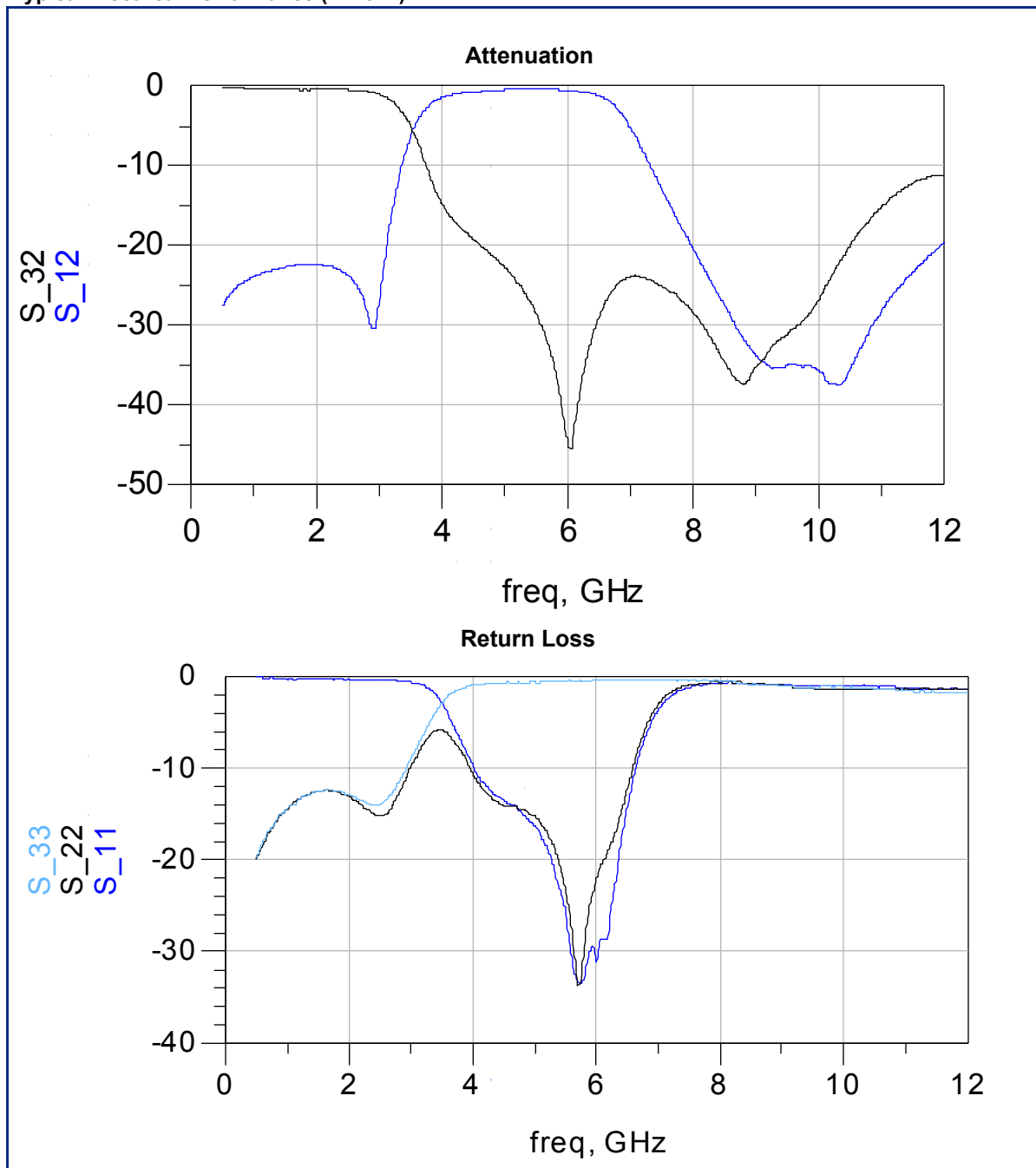
2450 / 5400 MHz Diplexer

P/N 2450DP15G5400

Detail Specification: 04/02/08

Page 2 of 2

Typical Electrical Performance (T=25°C)



Johanson Technology, Inc. reserves the right to make design changes without notice.

All sales are subject to Johanson Technology, Inc. terms and conditions.



www.johansontechnology.com

4001 Calle Tecate • Camarillo, CA 93012 • TEL 805.389.1166 FAX 805.389.1821

2008 Johanson Technology, Inc. All Rights Reserved