


FOX MODEL: F310 SERIES

1.8V HCMOS SMD OSCILLATOR WITH STANDBY



FEATURES

- 1.8V Operation
- HCMOS Output
- Low Power Consumption
- Standby Function
- Tape and Reel (2,000 pcs. STD)

Learn more about:
[Part Marking Identification](#)
[Tape and Reel Specification](#)
[Mechanical Specification](#)

Internet required

PRELIMINARY



• PART NUMBER SELECTION [Learn More](#) - Internet Required

Part Number	Model Number	Frequency Stability ¹	Operating Temperature (°C)	Frequency Range (MHz)
665-Frequency-xxxxx	F310	±100 PPM	-10 ~ +70	1.800 ~ 50.000
676-Frequency-xxxxx	F310R	±100 PPM	-40 ~ +85	1.800 ~ 50.000
667-Frequency-xxxxx	F315	±50 PPM	-10 ~ +70	1.800 ~ 50.000
668-Frequency-xxxxx	F316	±25 PPM	-10 ~ +70	1.800 ~ 50.000

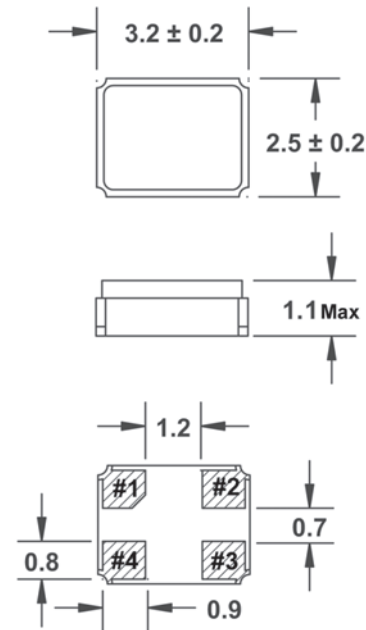
• ELECTRICAL CHARACTERISTICS

PARAMETERS	MAX (unless otherwise noted)
Frequency Range (Fo)	1.800 ~ 50.000 MHz
Temperature Range (TSTG)	
Operating	-10°C ~ +70°C
Storage	-55°C ~ +125°C
Supply Voltage (VDD)	1.8V ± 5%
Input Current (IDD)	
1.800 ~ 32.100 MHz	7mA
32.100+ ~ 50.000 MHz	15mA
Output Symmetry (50% VDD)	40% ~ 60%
Rise Time(20% ~ 80% VDD) (TR)	
1.800 ~ 32.100 MHz	5nS
32.100+ ~ 50.000 MHz	3.5nS
Fall Time (80% ~ 20% VDD) (TF)	
1.800 ~ 32.100 MHz	5nS
32.100+ ~ 50.000 MHz	3.5nS
Output Voltage (VOL)	20% VDD
(VOH)	80% VDD Min
Output Current (IOL)	2mA Min
(IOH)	-2mA Min
Output Load (HCMOS)	15pF
Standby Current	10µA
Start-up Time (Ts)	10mS
Output Disable Time ²	300nS
Output Enable Time ²	10mS

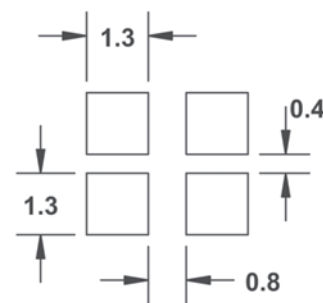
¹ Inclusive of 25°C tolerance, operating temperature range, input voltage change, load change, aging, shock, and vibration.

² An internal pullup resistor from pin 1 to pin 4 allows active output if pin 1 is left open.
 Note: A 0.01µF bypass capacitor should be placed between VDD (Pin 4) and GND (Pin 2) to minimize power supply line noise.

All specifications subject to change without notice. Rev. 6/1/04



Recommended Solder Pad Layout



Pin Connections

- #1 E/D
- #2 GND
- #3 Output
- #4 V DD

All dimensions are in millimeters.

• ENABLE / DISABLE FUNCTION	
INH (Pin 1)	OUTPUT (Pin 3)
OPEN ²	ACTIVE
'1' Level VIH ≥ 70% VDD	ACTIVE
'0' Level VIL ≤ 30% VDD	High Z