

SMALL SIGNAL PNP TRANSISTOR

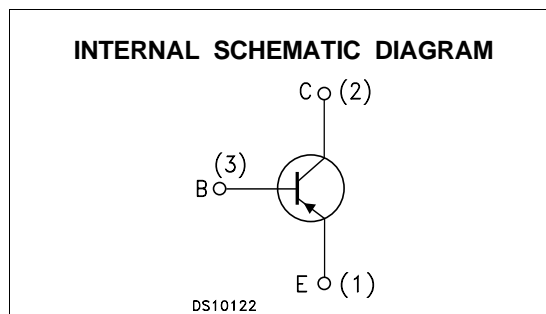

PRELIMINARY DATA

Ordering Code	Marking	Package / Shipment
BC636	BC636	TO-92 / Bulk
BC636-AP	BC636	TO-92 / Ammopack

- SILICON EPITAXIAL PLANAR PNP TRANSISTOR
- TO-92 PACKAGE SUITABLE FOR THROUGH-HOLE PCB ASSEMBLY
- THE NPN COMPLEMENTARY TYPE IS BC635

APPLICATIONS

- WELL SUITABLE FOR TV AND HOME APPLIANCE EQUIPMENT
- SMALL LOAD SWITCH TRANSISTOR WITH HIGH GAIN AND LOW SATURATION VOLTAGE



ABSOLUTE MAXIMUM RATINGS

Symbol	Parameter	Value	Unit
V_{CER}	Collector-Emitter Voltage ($R_{BE} = 1K\Omega$)	-45	V
V_{CEO}	Collector-Emitter Voltage ($I_B = 0$)	-45	V
V_{CES}	Collector-Emitter Voltage ($V_{BE} = 0$)	-45	V
V_{EBO}	Emitter-Base Voltage ($I_C = 0$)	-5	V
I_C	Collector Current	-1	A
I_{CM}	Collector Peak Current	-1.5	A
P_{tot}	Total Dissipation at $T_{amb} = 25\text{ }^\circ\text{C}$	1	W
T_{stg}	Storage Temperature	-65 to 150	$^\circ\text{C}$
T_j	Max. Operating Junction Temperature	150	$^\circ\text{C}$

BC636

THERMAL DATA

R _{thj-amb} •	Thermal Resistance Junction-Ambient	Max	125	°C/W
R _{thj-Case} •	Thermal Resistance Junction-Case	Max	83.3	°C/W

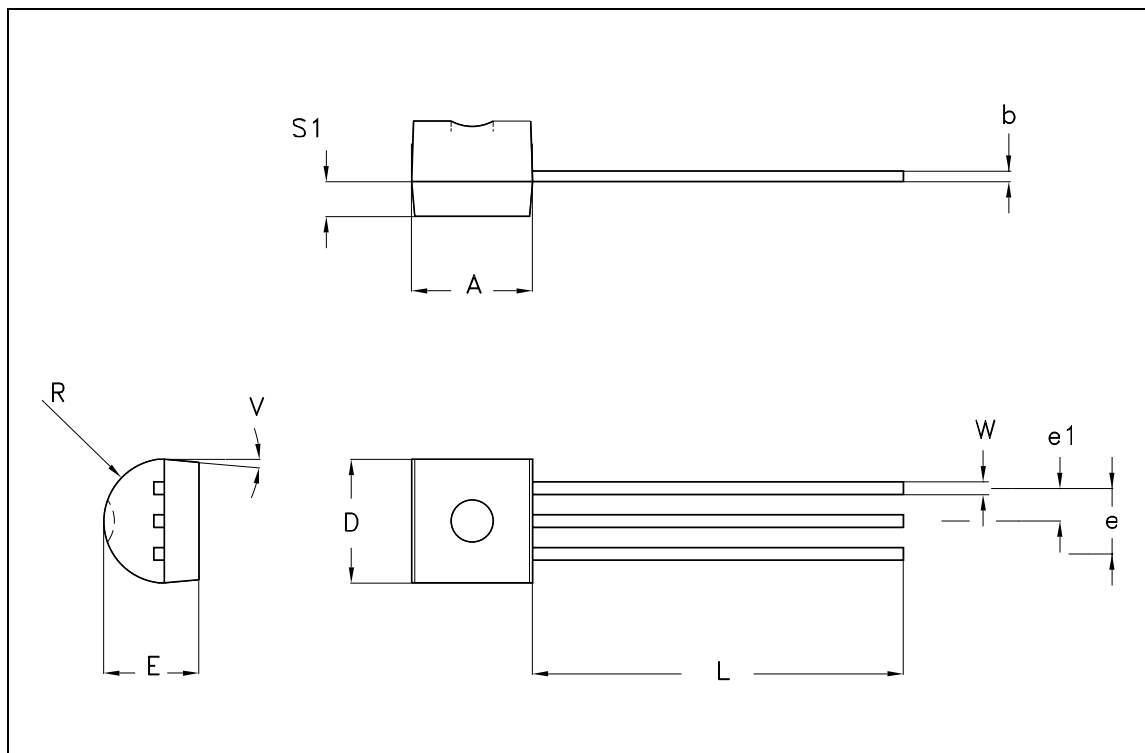
ELECTRICAL CHARACTERISTICS (T_{case} = 25 °C unless otherwise specified)

Symbol	Parameter	Test Conditions	Min.	Typ.	Max.	Unit
I _{CBO}	Collector Cut-off Current (I _E = 0)	V _{CB} = -30 V			-0.1	μA
I _{EBO}	Emitter Cut-off Current (I _C = 0)	V _{EB} = -5 V			-0.1	μA
V _{(BR)CEO} *	Collector-Emitter Breakdown Voltage (I _B = 0)	I _C = -10 mA	-45			V
V _{CE(sat)} *	Collector-Emitter Saturation Voltage	I _C = -500 mA I _B = -50 mA			-0.5	V V
V _{BE(on)} *	Base-Emitter On Voltage	I _C = -500 mA V _{CE} = -2 V			-1	V
h _{FE}	DC Current Gain	I _C = -5 mA V _{CE} = -2 V I _C = -150 mA V _{CE} = -2 V I _C = -500 mA V _{CE} = -2 V	25 40 25		250	
f _T	Transition Frequency	I _C = -10 mA V _{CE} = -5 V f = 50MHz		100		MHz

* Pulsed: Pulse duration = 300 μs, duty cycle ≤ 2 %

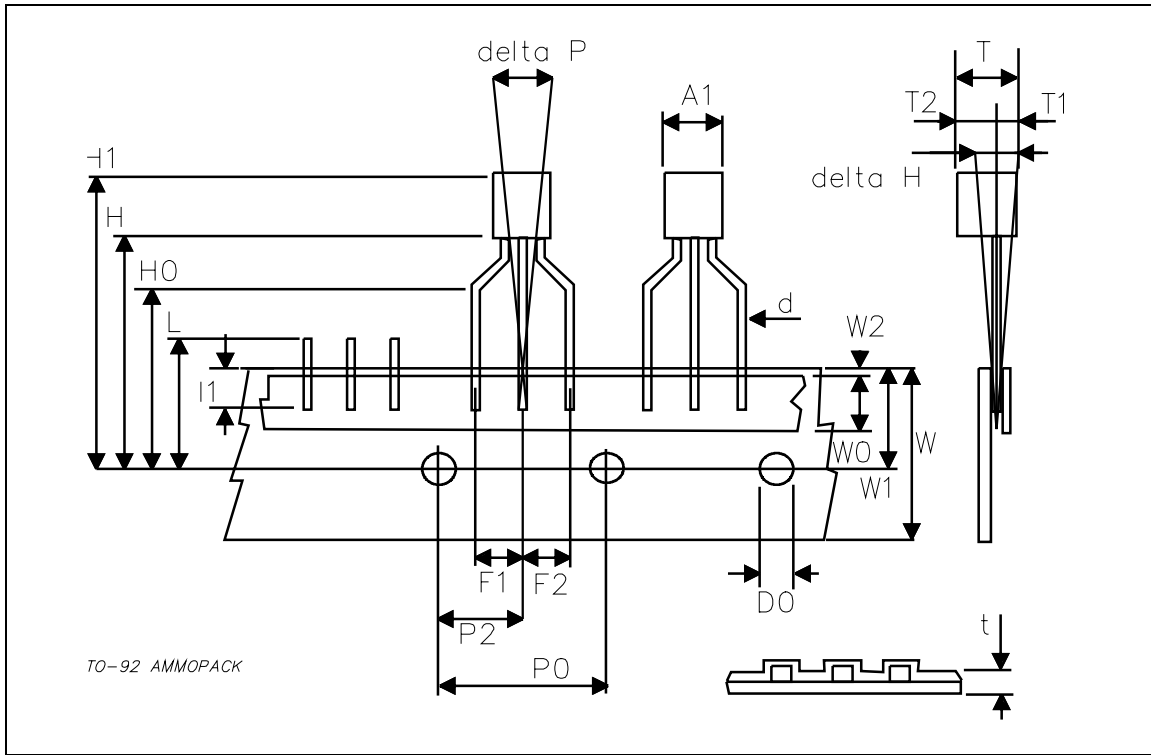
TO-92 MECHANICAL DATA

DIM.	mm			inch		
	MIN.	TYP.	MAX.	MIN.	TYP.	MAX.
A	4.32		4.95	0.170		0.195
b	0.36		0.51	0.014		0.020
D	4.45		4.95	0.175		0.194
E	3.30		3.94	0.130		0.155
e	2.41		2.67	0.095		0.105
e1	1.14		1.40	0.045		0.055
L	12.70		15.49	0.500		0.609
R	2.16		2.41	0.085		0.094
S1	1.14		1.52	0.045		0.059
W	0.41		0.56	0.016		0.022
V	4 degree		6 degree	4 degree		6 degree



TO-92 AMMOPACK SHIPMENT (Suffix "-AP") MECHANICAL DATA

DIM.	mm			inch		
	MIN.	TYP.	MAX.	MIN.	TYP.	MAX.
A1			4.80			0.189
T			3.80			0.150
T1			1.60			0.063
T2			2.30			0.091
d			0.48			0.019
P0	12.50	12.70	12.90	0.492	0.500	0.508
P2	5.65	6.35	7.05	0.222	0.250	0.278
F1,F2	2.44	2.54	2.94	0.096	0.100	0.116
delta H	-2.00		2.00	-0.079		0.079
W	17.50	18.00	19.00	0.689	0.709	0.748
W0	5.70	6.00	6.30	0.224	0.236	0.248
W1	8.50	9.00	9.25	0.335	0.354	0.364
W2			0.50			0.020
H	18.50		20.50	0.728		0.807
H0	15.50	16.00	16.50	0.610	0.630	0.650
H1			25.00			0.984
D0	3.80	4.00	4.20	0.150	0.157	0.165
t			0.90			0.035
L			11.00			0.433
I1	3.00			0.118		
delta P	-1.00		1.00	-0.039		0.039



Information furnished is believed to be accurate and reliable. However, STMicroelectronics assumes no responsibility for the consequences of use of such information nor for any infringement of patents or other rights of third parties which may result from its use. No license is granted by implication or otherwise under any patent or patent rights of STMicroelectronics. Specification mentioned in this publication are subject to change without notice. This publication supersedes and replaces all information previously supplied. STMicroelectronics products are not authorized for use as critical components in life support devices or systems without express written approval of STMicroelectronics.

The ST logo is a trademark of STMicroelectronics

© 2003 STMicroelectronics – Printed in Italy – All Rights Reserved
STMicroelectronics GROUP OF COMPANIES

Australia - Brazil - Canada - China - Finland - France - Germany - Hong Kong - India - Israel - Italy - Japan - Malaysia - Malta - Morocco -
Singapore - Spain - Sweden - Switzerland - United Kingdom - United States.

<http://www.st.com>

