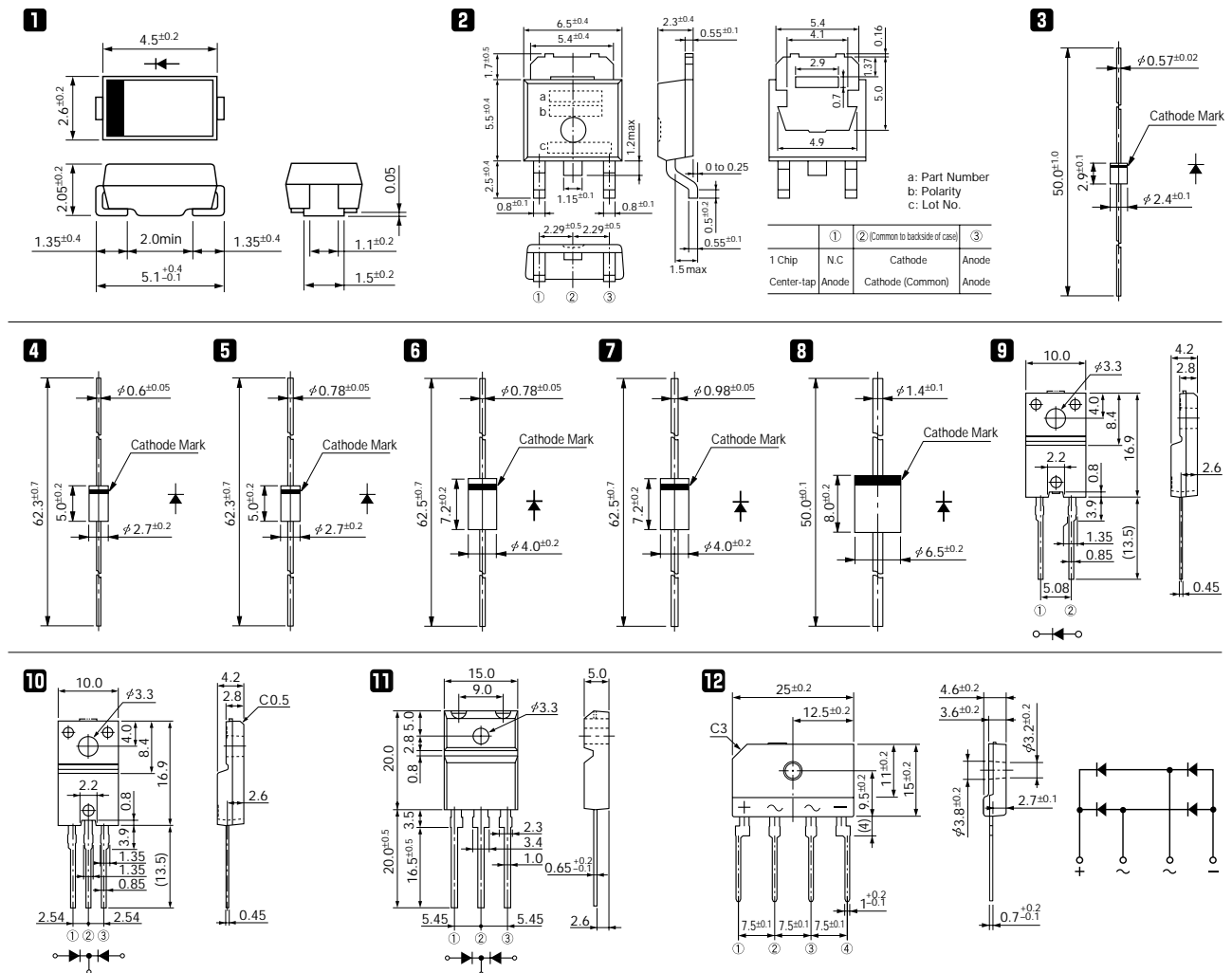


Schottky Barrier Diodes

60V

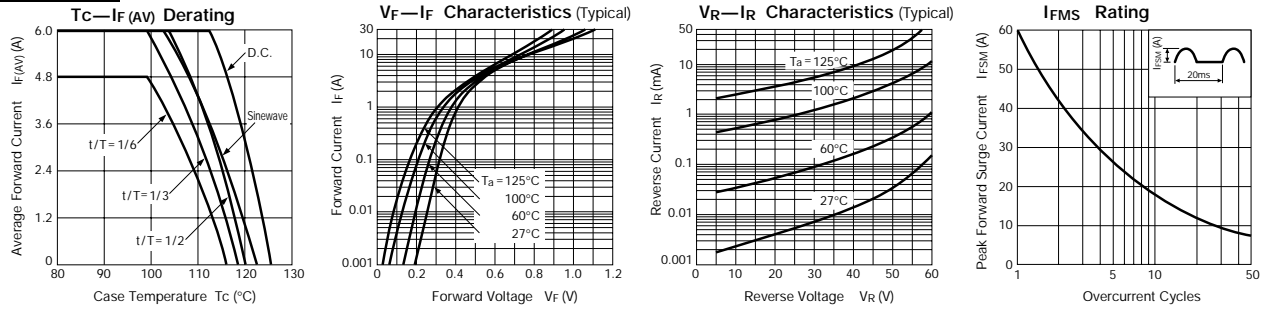
V _{RM} (V)	Package	Part Number	I _F (AV) (A)	I _{FSM} (A)	T _J (°C)	T _{stg} (°C)	V _F (V) max	I _F (A)	I _R (mA)	I _R (H) (mA)		R _{th(j-l)} (°C/W)	R _{th(j-c)} (°C/W)	Mass (g)	Fig. No.	Page where characteristic curve is shown
				50Hz Half-cycle Sinewave Single Shot					V _R = V _{RM} max	V _R = V _{RM} max	T _a (°C)					
60	Surface Mount	SFPB-56	0.7	10	-40 to +150	0.62	0.7	1	7.5	100	20	0.072	1	82		
		SFPW-56	1.5	25	-40 to +150	0.7	1.5	1	70	150 (T _J)	20	0.072		95		
		SFPB-66	2.0	25	-40 to +150	0.69	2.0	1	15	100	20	0.072		83		
		SFPB-76	2.0	40	-40 to +150	0.62	2.0	2	20	100	20	0.072				
		SPB-G56S	5.0	60	-40 to +150	0.7	5.0	3	125	150	5	0.29				
	Surface Mount Center-tap	SPB-66S	6.0	40	-40 to +150	0.7	3.0	1	70	150	5	0.29	2	84		
	Axial	AK 06	0.7	10	-40 to +150	0.62	0.7	1	7.5	100	22	0.13	3	85		
		EK 06	0.7	10	-40 to +150	0.62	0.7	1	7.5	100	20	0.3	4	86		
		EK 16	1.5	25	-40 to +150	0.62	1.5	1	15	100	17	0.3	5			
		RK 16	1.5	25	-40 to +150	0.62	1.5	1	15	100	15	0.45	6	87		
		RK 36	2.0	40	-40 to +150	0.62	2.0	2	20	100	12	0.6	7	88		
		RK 46	3.5	70	-40 to +150	0.62	3.5	3	35	100	8	1.2	8			
	Frame-2Pin	FMB-G16L	6.0	50	-40 to +150	0.62	5.0	5	50	100	4	2.1	9	89		
	Center-tap	FMB-26	4.0	40	-40 to +150	0.62	2.0	1	20	100	4	2.1	10	91		
		FMB-26L	10	50	-40 to +150	0.62	5.0	2.5	50	100	4	2.1				
		FME-2106	10	60	-40 to +150	0.72	5.0	1	35	150 (T _J)	4	2.1	95			
		FMB-36	15	100	-40 to +150	0.62	7.5	5	75	100	2	5.5	11	94		
		FMB-2206	20	150	-40 to +150	0.7	10.0	8	275	150	4	2.1	10	91		
		FMB-2306	30	150	-40 to +150	0.7	15	8	400	150 (T _J)	4	2.1	92			
		FMB-36M	30	150	-40 to +150	0.62	15.0	10	150	100	2	5.5	11	94		
Bridge	RBV-406B	4.0	40	-40 to +150	0.62	2.0	2	20	100	5	4.25	12	95			

External Dimensions Flammability: UL94V-0 or Equivalent (Unit: mm)

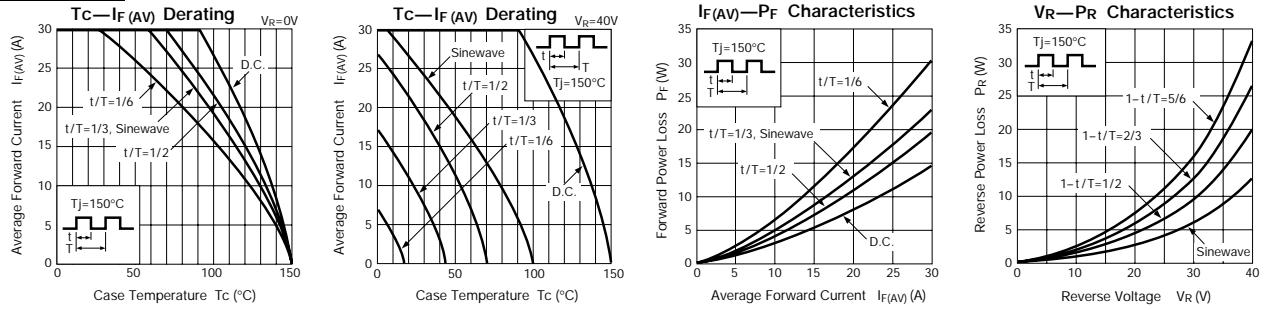


Characteristic Curves Schottky Barrier Diodes

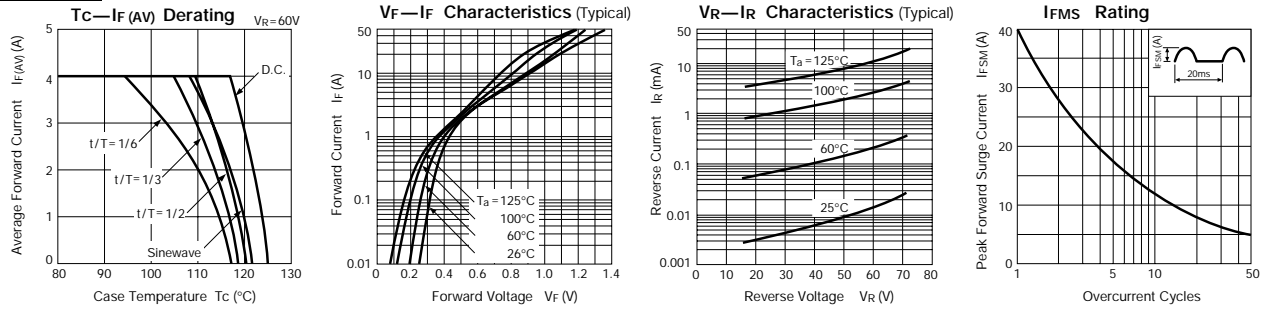
FMB-24M



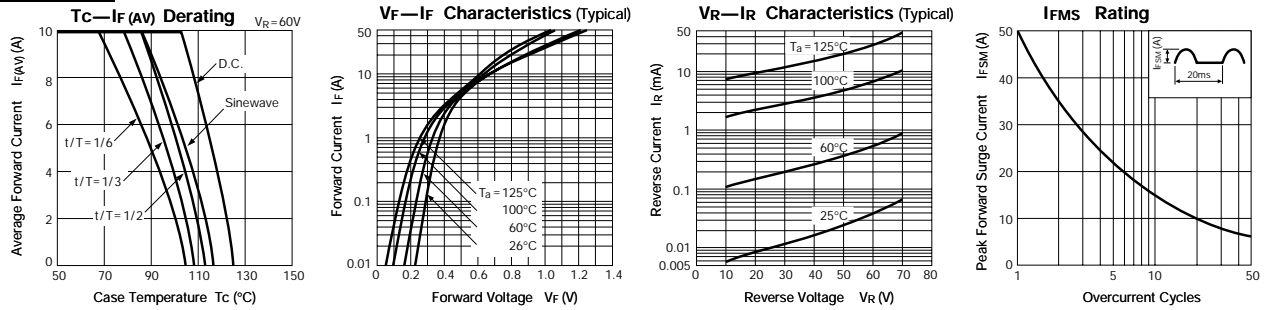
FMB-2304



FMB-26



FMB-26L



FMB-2206

