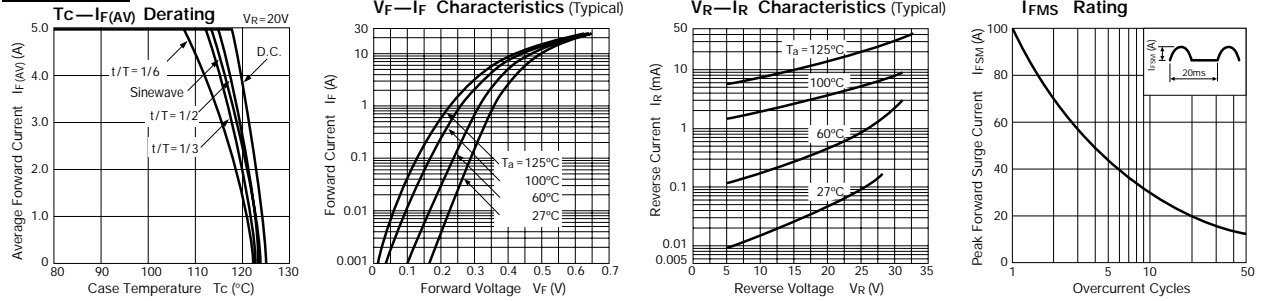


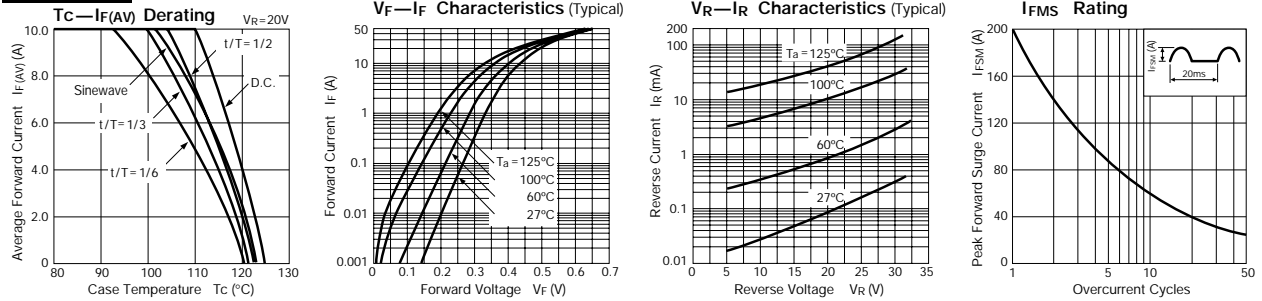
Schottky Barrier Diodes 20V

Parameter Type No.	Absolute Maximum Ratings					Electrical Characteristics (Ta=25°C)					Others				
	V _{RM} (V)	I _{F(AV)} (A) With Heatsink	I _{FSM} (A) 50Hz Half-cycle Sinewave Single Shot	T _J (°C)	T _{stg} (°C)	V _F (V) max per element	I _R (mA)	I _{R(H)} (mA) V _R =V _{RM} , Ta=100°C max per element	t _{rr} (ns)	R _{th(j-c)} (°C/W)	Mass (g)	Remarks	Fig.		
FMB-G12L	20	5.0	100	-40 to +150	0.47	5.0	2.0	35	100	500/500	4.0	2.1	1 Chip	Ⓐ	
FMB-G22H		10.0	200			10.0	5.0	65							
FMB-22L		10.0	100			5.0	2.0	35					Center-tap	Ⓑ	
FMB-22H		15.0	150			7.5	3.0	50							
FMB-32		20.0	200			10.0	5.0	65					2.0	5.5	Ⓒ
FMB-32M		30.0	300			10.0	10.0	100							

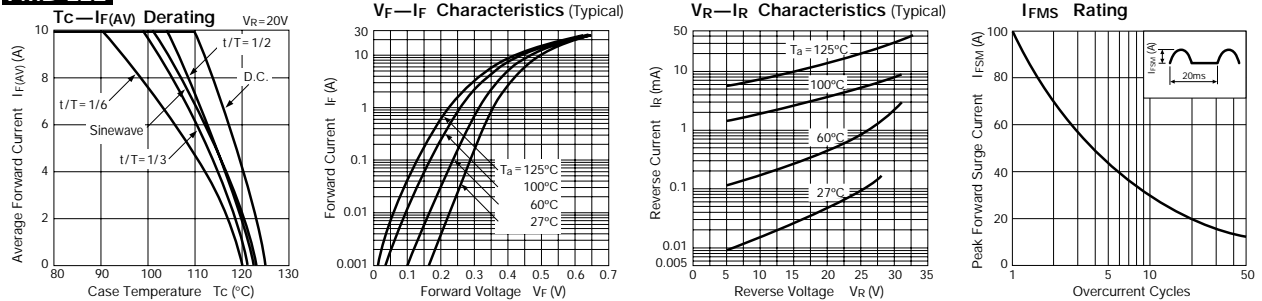
FMB-G12L



FMB-G22H



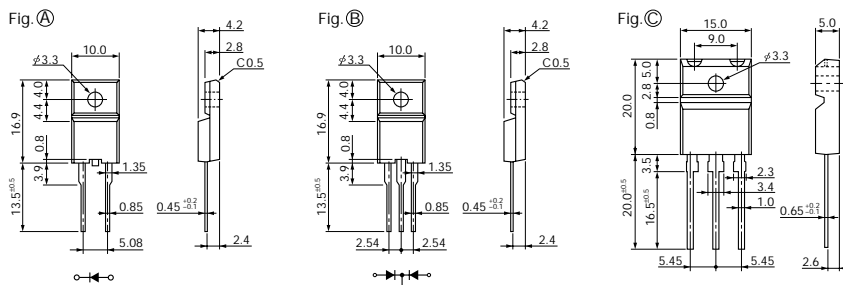
FMB-22L

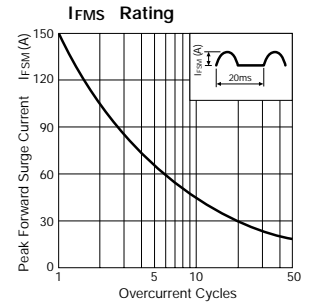
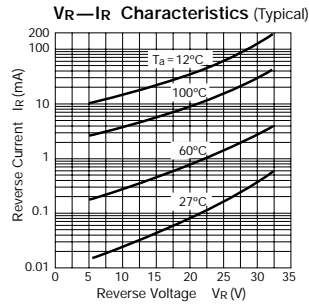
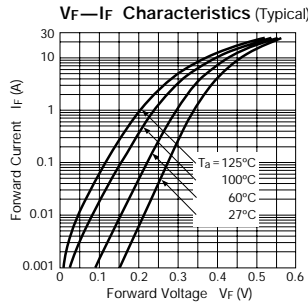
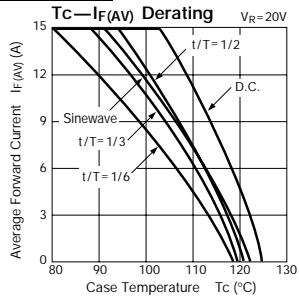
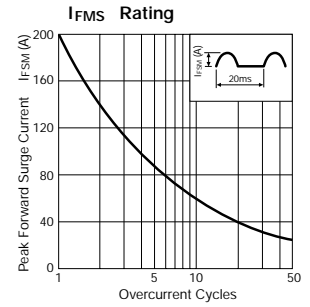
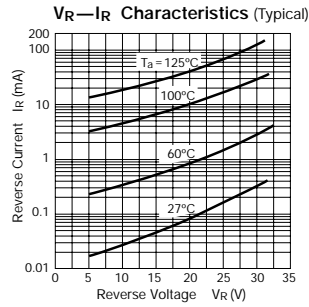
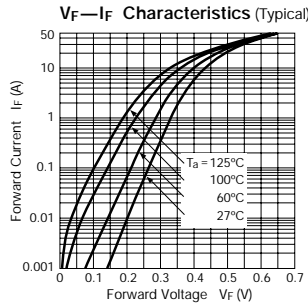
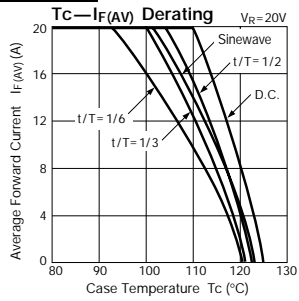


External Dimensions

(Unit: mm)

Flammability:
UL94V-0 or Equivalent



FMB-22H**FMB-32****FMB-32M**