

NH DIN Dual Indication Fuse Links

Class gG/gL, 690Vac, 2 to 500 Amps, Sizes 000 to 3

NH



Catalogue Symbol

- With metal gripping lugs: (amp)NHG(Size)B-690

Operation Class: gG/gL

Fuse Holders

- Fuse bases: SB*-D single-pole, TB*-S three-pole
- Fuse rails - vertical: BFR
- Fuse switch disconnectors vertical: BFD
- Fuse switch disconnectors horizontal: BFH

* Select required size of fuse base

Standards/Approvals

- IEC 60269-2, DIN 43620 Part 1 and 3

Description A square bodied range of industrial fuse links for a wide variety of applications.

Packaging All fuse links are packed in 3's

Technical Data

- Size: 000 to 3
- Rated voltage: 690Vac
- Amps: 2 to 500A
- Rated breaking capacity: 120kA
- Operating frequency: 45-62Hz
- Design - Steatite insulator
 - Corrosion-resistant aluminium end plates
 - Corrosion-resistant steel plated screws
- Contact blade: Full contact silver plated copper blades

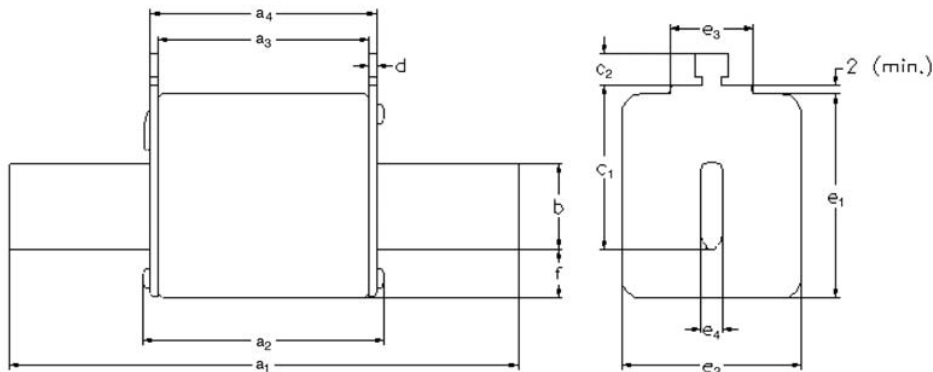
Environmental

- 100% recyclable (including packaging)
- RoHS compliant
- Cadmium and lead free for sizes 000 to 3 (2 to 500A)

Features

- Low watts loss
- Reliable dual indicator system

Dimensions - mm



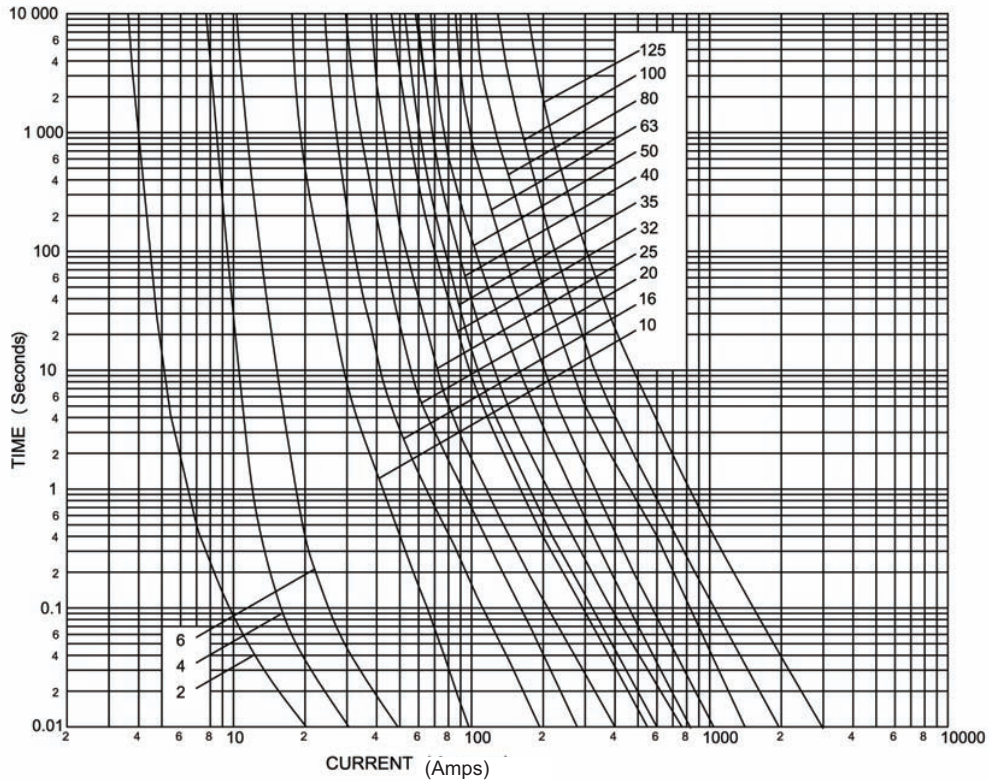
Size	a ₁	a ₂ (max)	a ₃	a ₄	b	c ₁	c ₂	d	e ₁ (max)	e ₂ (max)	e ₃ (max)	e ₄	f (max)
000	78.5±1.5	54	45±1.5	49±1.5	15	35	10	2±0.5	41	21	16	6	8
00	78.5±1.5	54	45±1.5	49±1.5	15	35	11	2±0.5	48	30	25	6	15
0	125±2.5	68	62 ^{+3/-1.5}	68 ^{+1.5/-3}	15	35	11	2.5±0.5	48	30	25	6	15
1	135±2.5	75	62±2.5	68±2.5	20	40	11	2.5±0.5	53	52	25	6	15
2	150±2.5	75	62±2.5	68±2.5	25	48	11	2.5±0.5	61	60	25	6	15
3	150±2.5	75	62±2.5	68±2.5	32	60	11	3±0.5	75	70	25	6	18

NH DIN Dual Indication Fuse Links

Class gG/gL, 690Vac, 2 to 125 Amps, Size 000 & 00

NH

Size 000 & 00 Time-Current Characteristics



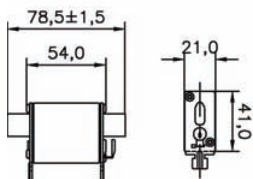
Size 000 & 00 Technical Data

Part Numbers with Metal Gripping Lugs	Amp Rating	I ² t (Amps ² Seconds)		Watts Loss	Net Weight per Fuse
		Minimum Pre-arcing	*I ₁ 120kA @ 690Vac		
2NHG000B-690	2	3.5	8	4	0.133kg
4NHG000B-690	4	6	16	2	
6NHG000B-690	6	14	25	2	
10NHG000B-690	10	60	400	1.5	
16NHG000B-690	16	240	1200	2.5	
20NHG000B-690	20	500	2500	2.5	
25NHG000B-690	25	920	4400	3.5	
32NHG000B-690	32	1800	9600	3.5	
35NHG000B-690	35	2400	12700	4	
40NHG000B-690	40	3300	15000	4	
50NHG000B-690	50	3000	21000	5	0.200kg
63NHG000B-690	63	5500	38000	6	
80NHG000B-690	80	9800	67000	7	
100NHG000B-690	100	18000	119000	9.5	
125NHG000B-690	125	36000	210000	10.5	

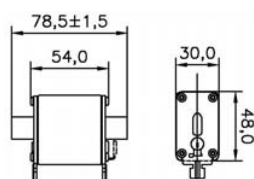
* I₁ is the maximum breaking capacity test at rated voltage according to IEC 60269 requirements.

Dimensions - mm

Size 000



Size 00

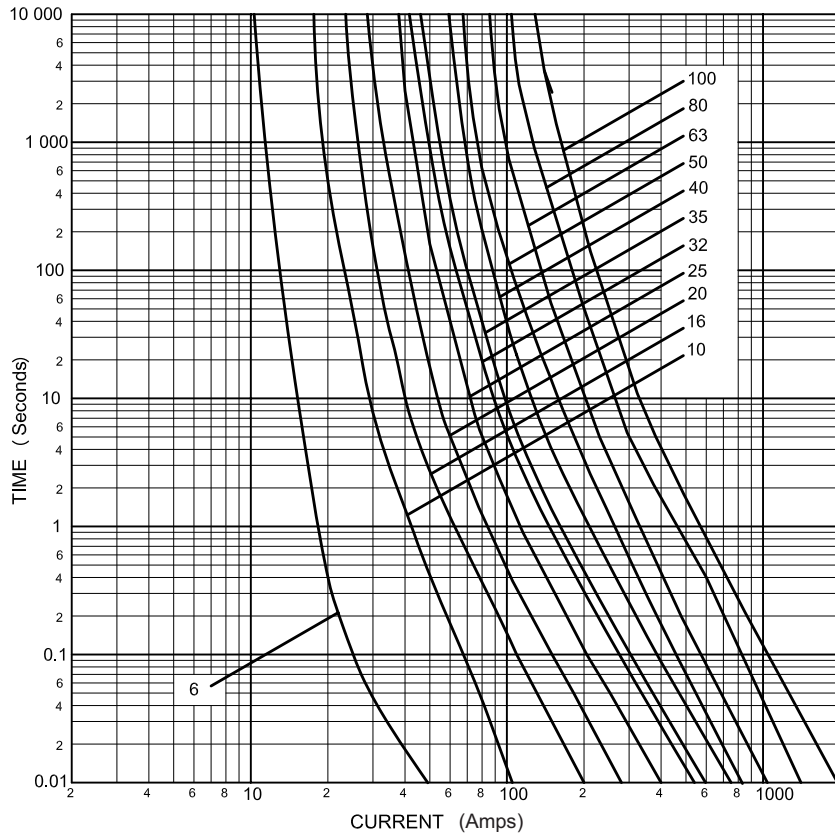


NH DIN Dual Indication Fuse Links

Class gG/gL, 690Vac, 6 to 100 Amps, Size 0

NH

Size 0 Time-Current Characteristics

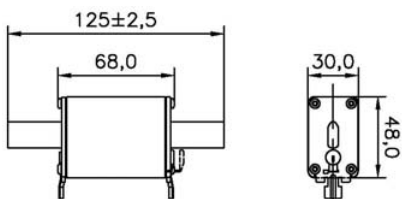


Size 0 Technical Data

Part Numbers with Metal Gripping Lugs	Amp Rating	I ² t (Amps ² Seconds)		Watts Loss	Net Weight per Fuse
		Minimum Pre-arcing	*I ₁ 120kA @ 690Vac		
6NHG0B-690	6	14	25	2	0.245kg
10NHG0B-690	10	58	430	2	
16NHG0B-690	16	240	1400	3	
20NHG0B-690	20	490	2800	3.5	
25NHG0B-690	25	1200	5400	3.2	
32NHG0B-690	32	1800	10800	4.8	
35NHG0B-690	35	2400	12700	4.7	
40NHG0B-690	40	3300	16500	5	
50NHG0B-690	50	3000	14700	6	
63NHG0B-690	63	5500	26000	7	
80NHG0B-690	80	9800	44000	8.5	
100NHG0B-690	100	18000	75000	9.5	

* I₁ is the maximum breaking capacity test at rated voltage according to IEC 60269 requirements.

Dimensions - mm

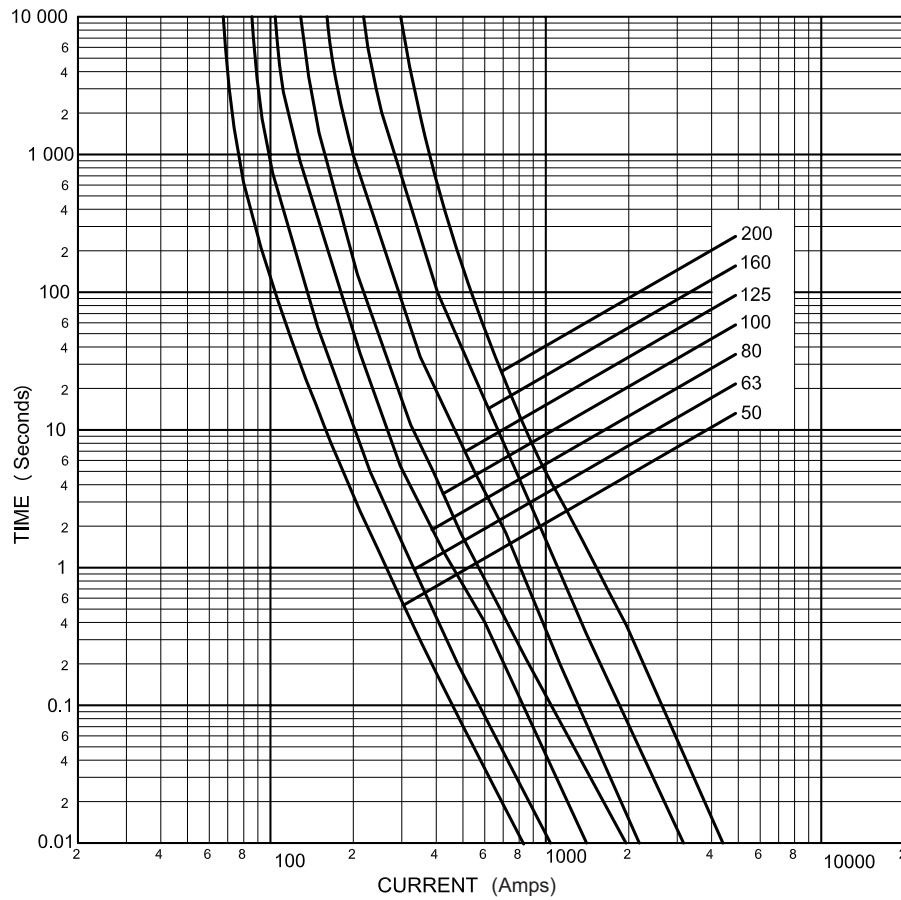


NH DIN Dual Indication Fuse Links

Class gG/gL, 690Vac, 50 to 200 Amps, Size 1

NH

Size 1 Time-Current Characteristics

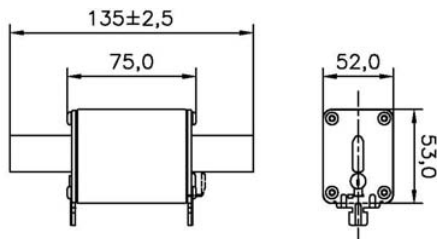


Size 1 Technical Data

Part Numbers with Metal Gripping Lugs	Amp Rating	I ² t (Amps ² Seconds)		Watts Loss	Net Weight per Fuse
		Minimum Pre-arcing	*I ₁ 120kA @ 690Vac		
50NHG1B-690	50	3000	20000	6.0	0.409kg
63NHG1B-690	63	5500	38000	7.0	
80NHG1B-690	80	9800	71400	8.5	
100NHG1B-690	100	18000	136000	9.5	
125NHG1B-690	125	27000	98300	13.0	
160NHG1B-690	160	58000	195000	14.0	
200NHG1B-690	200	106000	328000	16.0	

* I₁ is the maximum breaking capacity test at rated voltage according to IEC 60269 requirements.

Dimensions - mm

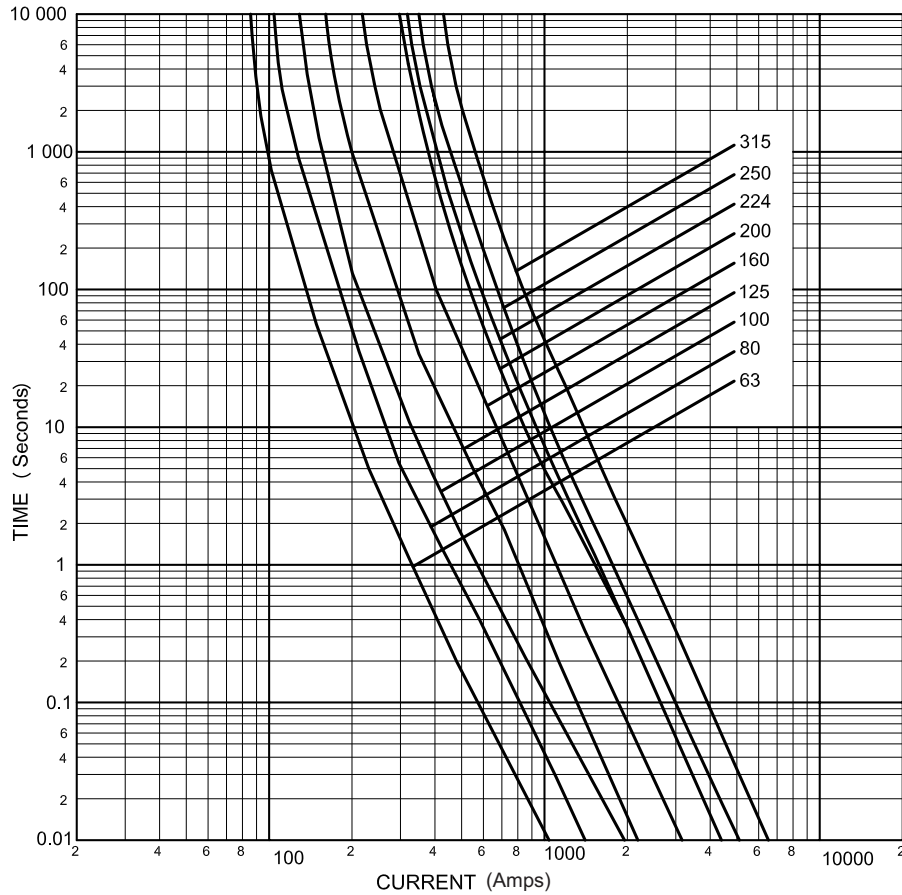


NH DIN Dual Indication Fuse Links

Class gG/gL, 690Vac, 63 to 315 Amps, Size 2

NH

Size 2 Time-Current Characteristics

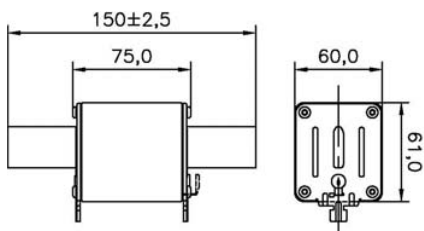


Size 2 Technical Data

Part Numbers with Metal Gripping Lugs	Amp Rating	I ² t (Amps ² Seconds)		Watts Loss	Net Weight per Fuse
		Minimum Pre-arcing	*I ₁ 120kA @ 690Vac		
63NHG2B-690	63	5500	66300	7.5	0.647kg
80NHG2B-690	80	9800	112400	9	
100NHG2B-690	100	18000	193000	10	
125NHG2B-690	125	27000	112000	12.5	
160NHG2B-690	160	58000	207000	15	
200NHG2B-690	200	106000	328000	17.5	
224NHG2B-690	224	108000	355000	21	
250NHG2B-690	250	153000	625000	24	
315NHG2B-690	315	242000	788000	31	

* I₁ is the maximum breaking capacity test at rated voltage according to IEC 60269 requirements.

Dimensions - mm

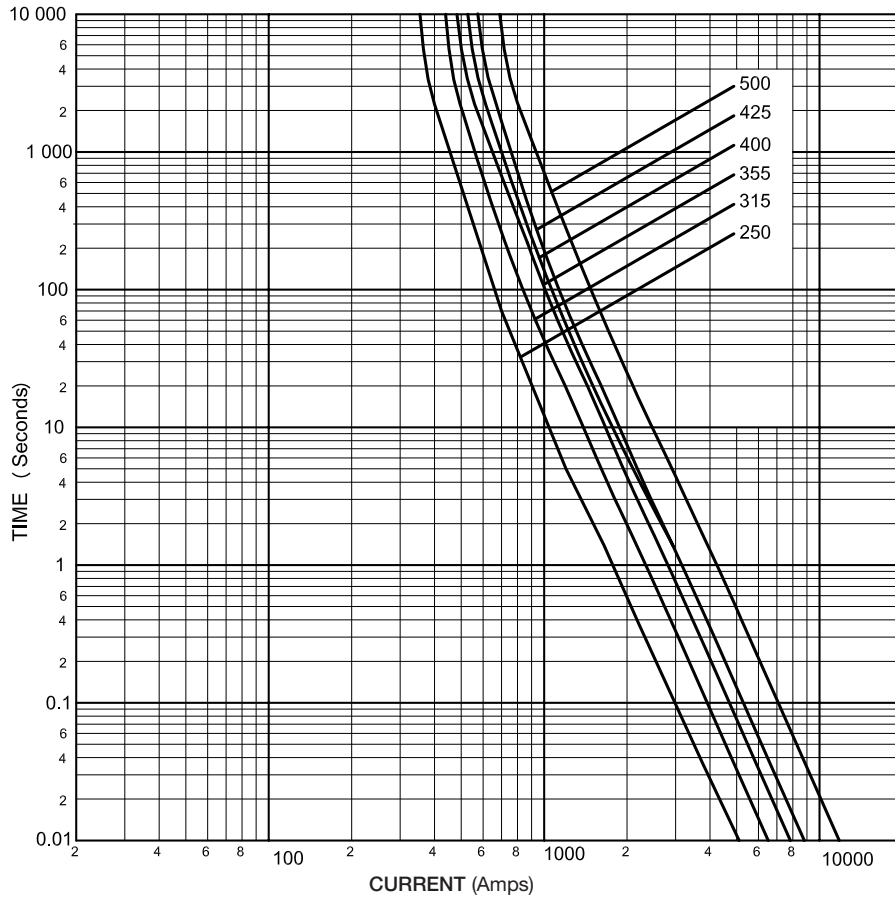


NH DIN Dual Indication Fuse Links

Class gG/gL, 690Vac, 250 to 500 Amps, Size 3

NH

Size 3 Time-Current Characteristics

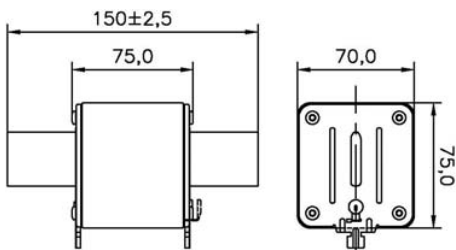


Size 3 Technical Data

Part Numbers with Metal Gripping Lugs	Amp Rating	I ² t (Amps ² Seconds)		Watts Loss	Net Weight per Fuse
		Minimum Pre-arcing	*I ₁ 120kA @ 690Vac		
250NHG3B-690	250	153000	626000	23.0	1.113kg
315NHG3B-690	315	242000	798000	30.0	
355NHG3B-690	355	343000	130200	33.0	
400NHG3B-690	400	423000	1607000	38.0	
425NHG3B-690	425	430000	1418000	41.0	
500NHG3B-690	500	764000	2402000	45.0	

* I₁ is the maximum breaking capacity test at rated voltage according to IEC 60269 requirements.

Dimensions - mm



NH DIN Dual Indication Fuse Links

Class gG/gL, 690Vac, 2 to 500 Amps, Sizes 000 to 3

NH

Sizes 000 to 3 Cut-Off Current Characteristics

