


### Features

- EMI noise suppression for data and signal line filtering
- Miniature, low cost SMD common mode chokes are designed for pick and place compatability and provide consistent and reliable coplanarity
- High attenuation over a wide frequency range
- Manufactured in ISO-9001 approved Talema facility
- Other inductance values available
- Parts shown below meet all popular footprints



### Electrical Specifications

Ratings @ 25°C ambient

Operating temperature: 0 to 70°C

Storage temperature: -25° to +105°C

Test voltage between windings: 500 Vrms

Test frequency: Inductance measured @ 100kHz/20 mVrms

Common Mode Interface SMD Chokes for Data and Signal Line EMI suppression

Part Number	Number of Data Lines	OCL ( $\mu$ H) $\pm 30\%$	$I_N$ (mA)	DCR (Ohms)	Number of Coils	Windings per Coil	Schematic
CMJ-2-470	2	47	500	0.065	1	2	A
CFJ-3-470B	2	47	850	0.060	1	2	B
CMJ-3-680B	2	68	500	0.080	1	2	B
CMJ-2-203	2	20000	140	2.000	1	2	A
CFJ-3-240A	3	24	1000	0.045	1	3	A
CFJ-3-470A	3	47	850	0.060	1	3	A
CMJ-3-680	3	68	450	0.110	1	3	A
CMJ-4-240	4	24	500	0.065	1	4	A
CFJ-4-240B	4	24	560	0.080	2	2	B
CCJ-4-260B	4	26	600	0.065	1	4	B
CFJ-4-330A	4	33	550	0.065	1	4	A
CUJ-340-16E	4	34	700	0.056	2	2	E
CMJ-4-470	4	47	500	0.090	1	4	A
CFJ-4-470A	4	47	540	0.080	1	4	A
CMJ-4-680	4	68	350	0.140	1	4	A
CCJ-4-101C	4	100	450	0.220	2	2	C
CFJ-4-141A	4	140	330	0.260	1	4	A
CMJ-4-471	4	470	500	0.080	1	4	A
CFJ-4-471A	4	470	450	0.065	1	4	A
CMJ-4-472	4	4700	200	0.430	1	4	A
CFJ-4-472A	4	4700	220	0.430	1	4	A
CMJ-4-123	4	12000	130	3.000	1	4	A
CUJ-240-16D	6	24	600	0.075	3	2	D
CUJ-680-16D	6	68	450	0.135	3	2	D
CUJ-340-16B	8	34	400	0.145	4	2	B
CUJ-680-16A	8	68	250	0.220	2	4	A
COJ-16-470	16	47		0.200	8	2	--
COJ-16-502	16	5000		0.400	8	2	--

Other inductances and packaging variations available upon request.

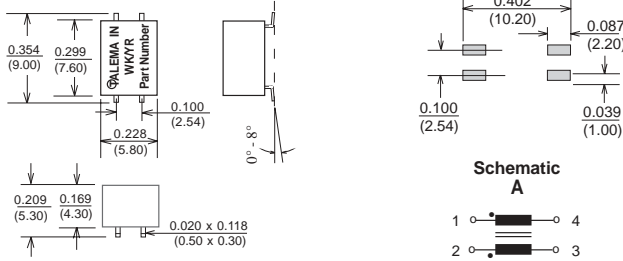
# Packaging & Dimensions • Miniature SMD Common Mode Chokes

Dimensions: Inches (Millimeters)

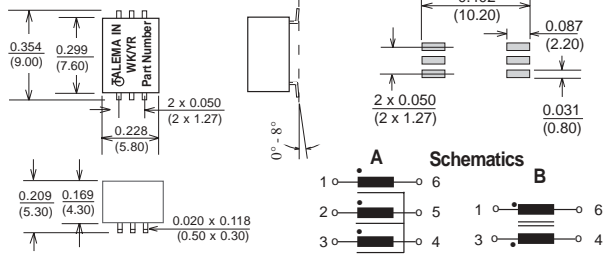
Tolerance:  $\pm 0.010$  (0.25) unless specified otherwise

Surface Coplanarity will be 0.004 (0.10) maximum

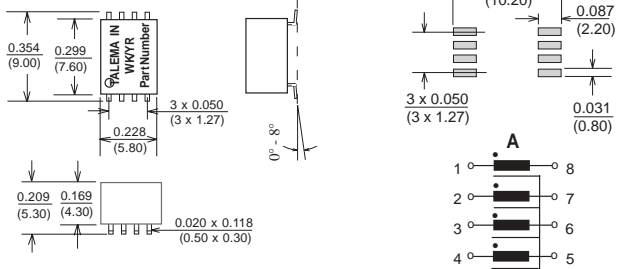
## CMJ-2



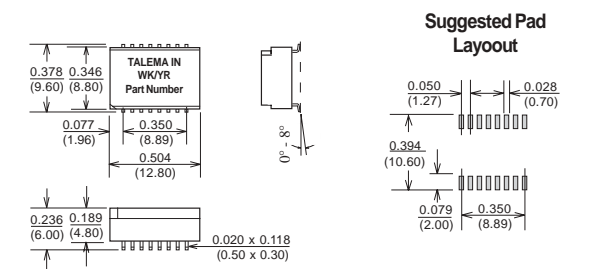
## CMJ-3



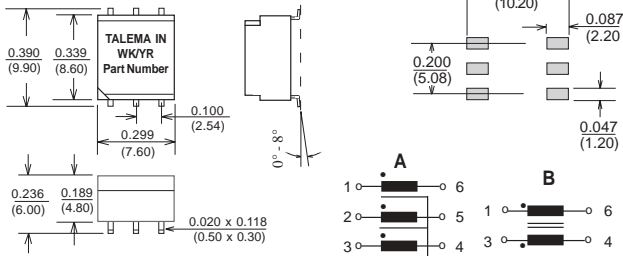
## CMJ-4



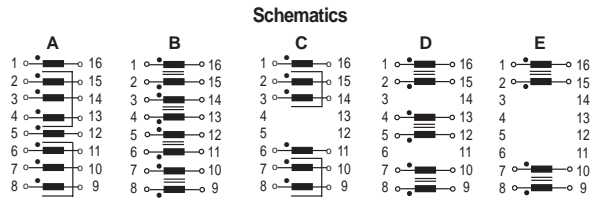
## CUJ



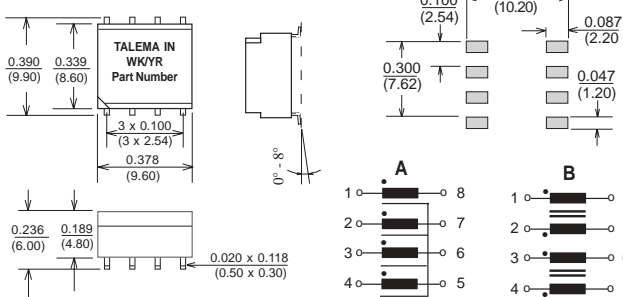
## CJF-3



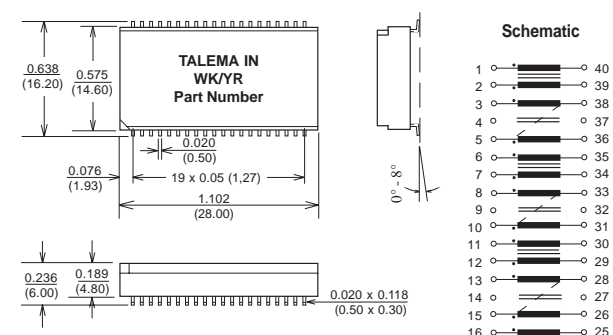
Surface coplanarity will be <math>< 0.004</math> (0.10)



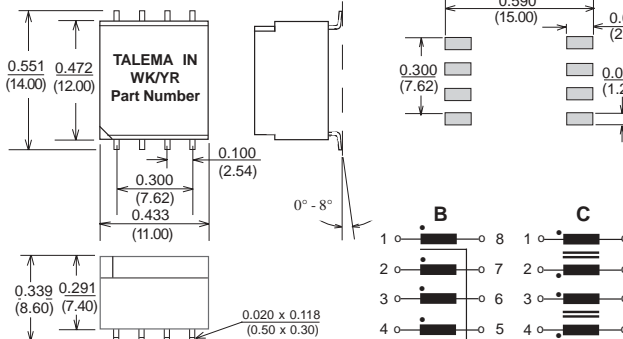
## CFJ-4



## COJ Module



## CCJ-4



## Suggested Pad layout

