

PIC - 2503

The PIC - 2503 is a digital output detector which incorporates a photodiode with signal processing circuit (amplifier, Schmitt Trigger, voltage regulator).

FEATURES

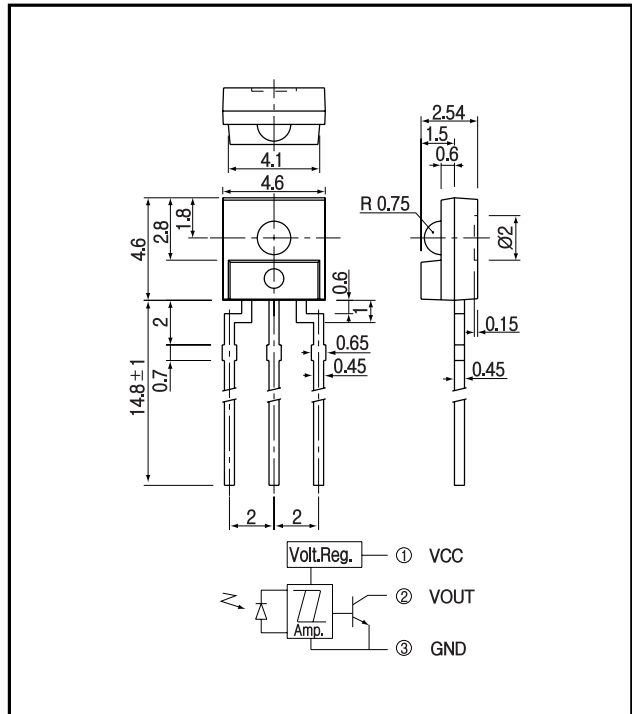
- Built - in Schmitt Trigger circuit
- Compatible to TTL and LSTTL
- Low cost

APPLICATIONS

- Floppy disc drives
- Copiers
- VCRs, Cassette decks

DIMENSIONS

(Unit : mm)



MAXIMUM RATINGS

(Ta=25)

Item	Symbol	Rating	Unit
Supply voltage	V _{cc}	12	V
Low level output current	I _{oL}	30	mA
Output transistor power dissipation	P _o	100	mW
Operating temp.	Topr.	- 25 +90	
Storage temp.	Tstg.	- 40 +100	
Soldering temp.*1	Tsol.	260	

*1. For MAX. 5 seconds at the position of 2 mm from the resin edge.

ELECTRO-OPTICAL CHARACTERISTICS

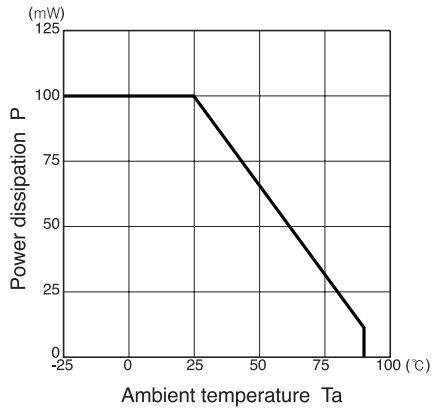
(V_{cc}=5V, Ta=25)

Item	Symbol	Conditions	Min.	Typ.	Max.	Unit.	
Supply voltage	V _{cc}		4.5		5.5	V	
High level supply current	I _{cCH}	Ee=0.5mW/cm ²		1.7	3.0	mA	
Low level supply current	I _{cCL}	Ee=0mW/cm ²		1.7	3.0	mA	
High level output voltage	V _{oH}	Ee=0.5mW/cm ² E _L =10k	4.5			V	
Low level output voltage	V _{oL}	I _{oL} =10mA			0.4	V	
Threshold illuminance	E _{eHL}	=940nm		0.03	0.2	mW/cm ²	
Hysteresis	E _{vHL} /E _{vLH}	R _L =1k	0.5	0.7	0.9		
Peak wavelength	P			900		nm	
Switching speed	L H propagation time	t _{PLH}	Ee=0.5mW/cm ² / 0mW/cm ² =940nm R _L =1k		5	10	μsec.
	H L propagation time	t _{PHL}			12	30	μsec.
	Rise time	t _r			0.1	0.5	μsec.
	Fall time	t _f			0.1	0.5	μsec.

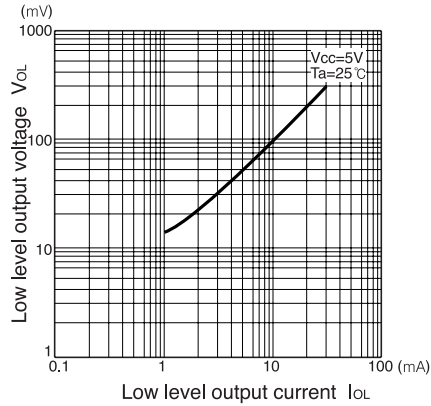
Photo IC

PIC - 2503

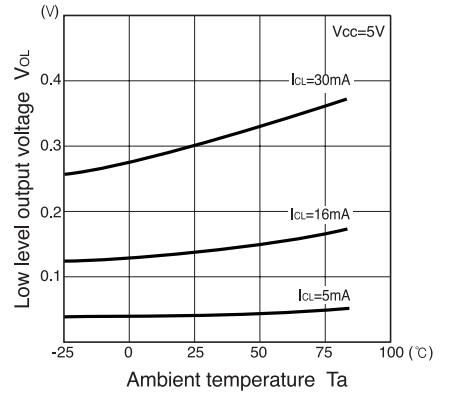
Power dissipation Vs. Ambient temperature



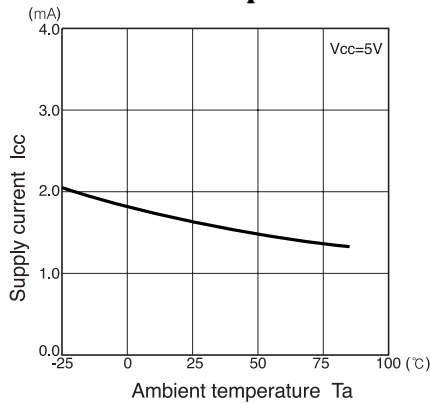
Low level output voltage Vs. Low level output current



Low level output voltage Vs. Ambient temperature



Supply current Vs. Ambient temperature



Radiant pattern

