


# FR SERIES

## FIXED FUSIBLE RESISTORS

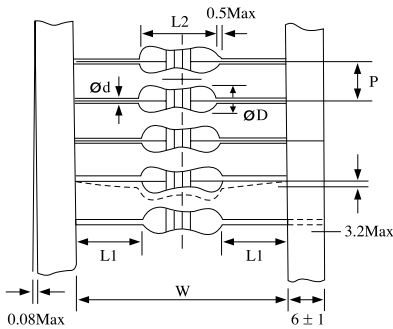


### FEATURES

- Provide an excellent fusing characteristic for CIRCUIT protection in case of overload or component failure.
- Opening th circuit safety without burning and flaming at a emergency overload due to make use of flame proof coating.
- Coating Color: Gray(FR 1/4W, 1/2W, 1W, 2W)
- Marking: Color Code

### TAPING DIMENSIONS

Unit: mm



Type	W	L1	d	L2	P	D
FR 1/4W	52 ± 1.0	23 ± 1.0	0.58	6.4 ± 0.2	5.0 ± 1.0	2.4 ± 0.2
FRS 1/2W	52 ± 1.0	23 ± 1.0	0.58	6.4 ± 0.2	5.0 ± 1.0	2.4 ± 0.2
FR 1/2W	52 ± 1.0	21.5 ± 1.0	0.70	9.0 ± 0.4	5.0 ± 1.0	3.3 ± 0.2
FRS 1W	52 ± 1.0	21.5 ± 1.0	0.70	9.0 ± 0.4	5.0 ± 1.0	3.3 ± 0.2
FR 1W	64 ± 1.0	26 ± 1.0	0.80	12.0 ± 1.0	5.0 ± 1.0	3.8 ± 0.3
FR 2W	64 ± 1.0	24 ± 1.0	0.80	16.0 ± 1.0	10.0 ± 1.0	5.6 ± 0.5
FRS 2W	64 ± 1.0	26 ± 1.0	0.80	12.0 ± 1.0	5.0 ± 1.0	4.3 ± 0.3
FRS 3W	64 ± 1.0	24 ± 1.0	0.80	16.0 ± 1.0	10.0 ± 1.0	5.6 ± 0.5

Type	DIMENSIONS(mm)			
	P	W	H1	H
FRS 2W R-J	12.7±0.5	5 ± 0.5	16.5±1.0	16.0±1.0

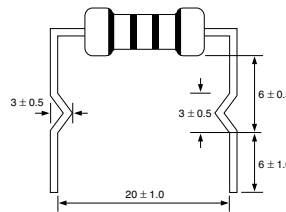
### SPECIFICATIONS

Type	Power Rating(W)	Max. Open circuit Voltage(V)	Resistance Range E-24-J(±5%)	Operating Temp. Range
FR 1/4W	0.25	250	0.22-1K	-25 ~ +155°C
FRS 1/2W	0.5	250		
FR 1/2W	0.5	250		
FRS 1W	1.0	300		
FR 1W	1.0	300		
FR 2W	2.0	300		
FRS 2W	2.0	300		
FRS 3W	3.0	300		

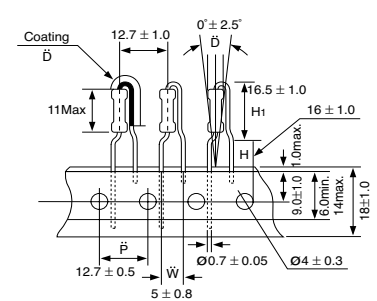
### CHARACTERISTICS

Characteristics	Performance	Remark
Short Time Over Load	± (1%+0.05Ω)	Voltage Rating × 2.5 5 Sec
Resistance To Soldering	± (1%+0.05Ω)	350°C / 3Sec
Load Life	± (5%+0.05Ω)	1000Hrs
Fusing Characteristic	30 Sec max. <1Ω 60Sec max.	<1Ω: P/PR = 25 Times ≥ 1Ω: P/PR = 16 Times * P: Applied Power PR: Power Rating
Residual Resistance	Over than 100 times of the nominal resistance	

### SELF-STANDING LEAD TYPE • M-FORMING TYPE



### R-FORMING TYPE



### HOW TO ORDER

FR	1/2W	2E2	J	TB
1	2	3	4	5

1. ABCO Code
2. Power Rating
3. Resistance
4. Tolerance(±5% is standard)
5. Packing: TB is Tape & Ammo Box

### DERATING CURVE

