

# Poly-carbonmonofluoride (BR Series) and Manganese Dioxide (CR Series)

## COIN CELL TAB CONFIGURATIONS

| Model Number   | Tab Type             |                         | Configuration Diagram No. |
|----------------|----------------------|-------------------------|---------------------------|
|                | With Insulation Wrap | Without Insulation Wrap |                           |
| <b>BR TYPE</b> |                      |                         |                           |
| BR1220         | /1HF                 | /1HE                    | 1                         |
| BR1220         | /1VC                 | /1VB                    | 2                         |
| BR1225         | /1HC                 | /1HB                    | 3                         |
| BR1225         | /1VC                 |                         | 4                         |
| BR1632         | /1HF                 |                         | 5                         |
| BR2016         | /1F2                 |                         | 6                         |
| BR2032         | /1HM                 |                         | 7                         |
| BR2032         |                      | /1HG                    | 8                         |
| BR2032         | /1HS                 | /1HSE                   | 9                         |
| BR2032         | /1GUF                | /1GU                    | 10                        |
| BR2032         | /1HF                 | /1HE                    | 11                        |
| BR2032         |                      | /1VB                    | 12                        |
| BR2032         | /1GVF                | /1GV                    | 13                        |
| BR2032         | /1F4                 |                         | 14                        |
| BR2032         | /1F2                 |                         | 15                        |
| BR2325         | /1HC                 | /1HB                    | 16                        |
| BR2325         | /1HM                 |                         | 17                        |
| BR2325         |                      | /1HG                    | 18                        |
| BR2325         | /2HC                 |                         | 19                        |
| BR2325         |                      | /1VG                    | 20                        |
| BR2330         | /1HF                 | /1HE                    | 21                        |
| BR2330         | /1GUF                | /1GU                    | 22                        |
| BR2330         | /1VC                 | /1VB                    | 23                        |
| BR2330         | /1GVF                | /1GV                    | 24                        |
| BR2330         | /1F3                 |                         | 25                        |
| BR2330         | /1F4C                |                         | 26                        |
| BR3032         | /1VC                 |                         | 27                        |
| BR3032         | /1F2                 |                         | 28                        |

| Model Number   | Tab Type             |                         | Configuration Diagram No. |
|----------------|----------------------|-------------------------|---------------------------|
|                | With Insulation Wrap | Without Insulation Wrap |                           |
| <b>CR TYPE</b> |                      |                         |                           |
| CR1220         | /1HF                 | /1HE                    | 1                         |
| CR1220         | /1VC                 | /1VB                    | 2                         |
| CR1616         |                      | /1F2                    | 29                        |
| CR1632         | /1HF                 |                         | 5                         |
| CR1632         |                      | /1HE                    | 30                        |
| CR2016         | /1F2                 |                         | 6                         |
| CR2025         | /1F2                 |                         | 31                        |
| CR2032         |                      | /1HU3                   | 32                        |
| CR2032         | /1VS1                |                         | 33                        |
| CR2032         |                      | /1HG                    | 8                         |
| CR2032         | /1HS                 | /1HSE                   | 9                         |
| CR2032         | /1GUF                | /1GU                    | 10                        |
| CR2032         | /1HF                 | /1HE                    | 11                        |
| CR2032         |                      | /1VB                    | 12                        |
| CR2032         | /1GVF                | /1GV                    | 13                        |
| CR2032         | /1F4                 |                         | 14                        |
| CR2032         | /1F2                 |                         | 15                        |
| CR2330         | /1HF                 | /1HE                    | 21                        |
| CR2330         | /1GUF                | /1GU                    | 22                        |
| CR2330         | /1VC                 | /1VB                    | 23                        |
| CR2330         | /1GVF                | /1GV                    | 24                        |
| CR2330         | /1F3                 |                         | 25                        |
| CR2330         | /1F4C                |                         | 26                        |
| CR2354         | /1HF                 | /1HE                    | 34                        |
| CR2354         | /1GUF                | /1GU                    | 35                        |
| CR2354         | /1VC                 | /1VB                    | 36                        |
| CR3032         | /1VC                 |                         | 27                        |
| CR3032         | /1F2                 |                         | 28                        |
| CR2477         | /1VC                 | /1VB                    | 37                        |
| CR2477         | /1HF                 | /1HE                    | 38                        |
| CR2450         | /H1A                 |                         | 39                        |
| CR2450         | /G1A                 |                         | 40                        |

\* Refer to page 60 for BR "A" (High Temp) Tab configurations. Please contact Panasonic for requests on custom Tab configurations. Minimum order requirements may apply

# BR & CR Series Coin Cell Tab Configurations

## DIMENSIONS / MM (INCH)

| Model No.            | Dimensions/mm (inch) | Model No.            | Dimensions/mm (inch) |
|----------------------|----------------------|----------------------|----------------------|
| BR/CR1220/1HF<br>1HE | <p>①</p>             | BR/CR1220/1VC<br>1VB | <p>②</p>             |
| BR1225/1HC<br>1HB    | <p>③</p>             | BR1225/1VC           | <p>④</p>             |
| BR/CR1632/1HF        | <p>⑤</p>             | BR/CR2016/1F2        | <p>⑥</p>             |
| BR2032/1HM           | <p>⑦</p>             | BR/CR2032/1HG        | <p>⑧</p>             |

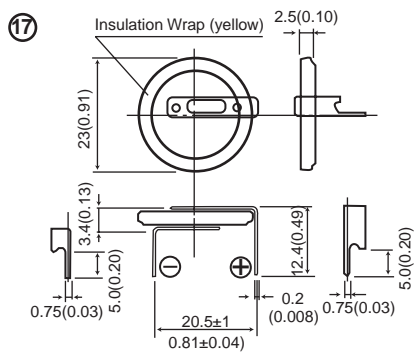
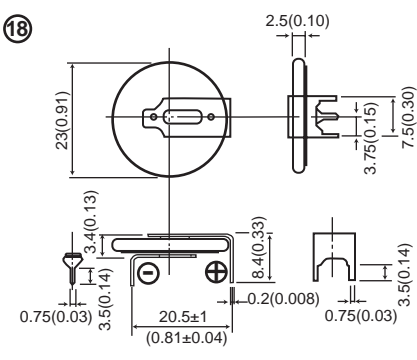
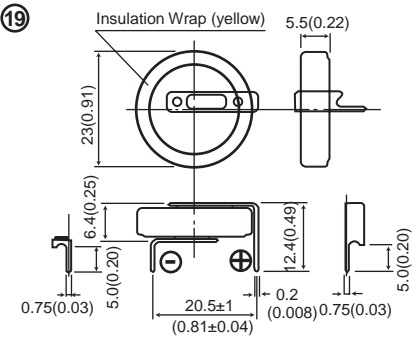
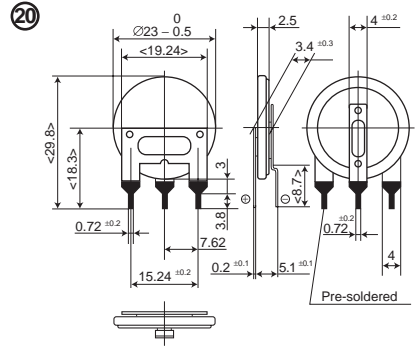
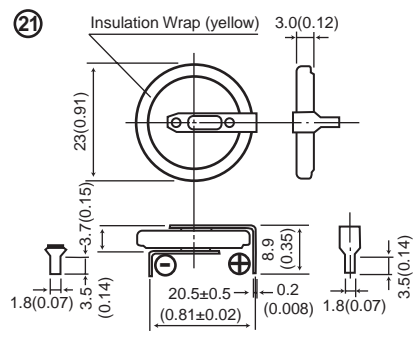
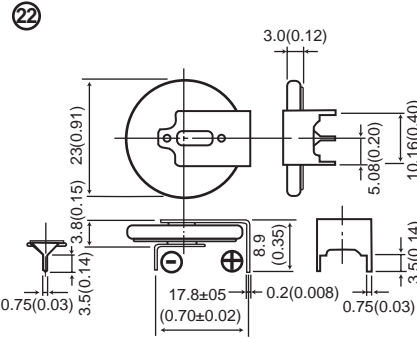
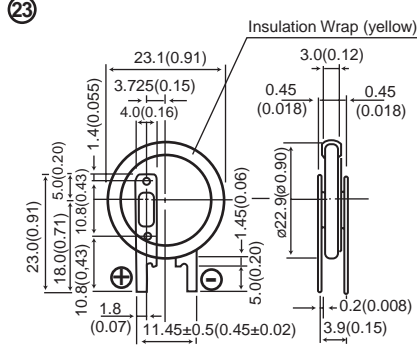
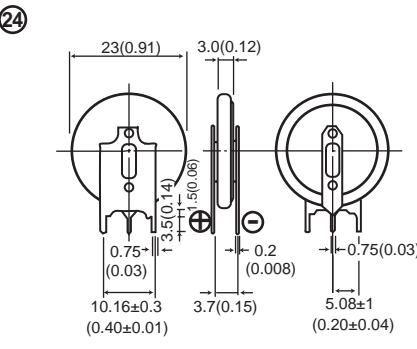
# BR & CR Series Coin Cell Tab Configurations

## DIMENSIONS / MM (INCH) cont.

| Model No.             | Dimensions/mm (inch) | Model No.             | Dimensions/mm (inch) |
|-----------------------|----------------------|-----------------------|----------------------|
| BR/CR2032/1HS<br>1HSE |                      | BR/CR2032/1GUF<br>1GU |                      |
| BR/CR2032/1HF<br>1HE  |                      | BR/CR2032/1VB         |                      |
| BR/CR2032/1GVF<br>1GV |                      | BR/CR2032/1F4         |                      |
| BR/CR2032/1F2         |                      | BR2325/1HC<br>1HB     |                      |

# BR & CR Series Coin Cell Tab Configurations

## DIMENSIONS / MM (INCH) cont.

| Model No.                             | Dimensions/mm (inch)  | Model No.             | Dimensions/mm (inch)  |
|---------------------------------------|---|-----------------------|---|
| BR2325/1HM                            |    | BR2325/1HG            |    |
| BR2325/2HC<br>(2 cells in series, 6V) |   | BR2325/1VG            |   |
| BR/CR2330/1HF<br>1HE                  |  | BR/CR2330/1GU<br>1GUF |  |
| BR/CR2330/1VC<br>1VB                  |  | BR/CR2330/1GVF<br>1GV |  |

# BR & CR Series Coin Cell Tab Configurations

## DIMENSIONS / MM (INCH) cont.

| Model No.     | Dimensions/mm (inch)  | Model No.      | Dimensions/mm (inch)   |
|---------------|---|----------------|--|
| BR/CR2330/1F3 | <p>②⑤</p> <p>Insulation Wrap (yellow)</p> <p>23(0.91)</p> <p>3.0(0.13)</p> <p>7.6±1<br/>(0.30±0.04)</p> <p>5.0±1(0.20±0.04)</p> <p>3.0(0.13)</p> <p>3.35(0.13)</p> <p>3.5(0.14)</p> <p>0.1<br/>(0.004)</p>  | BR/CR2330/1F4C | <p>②⑥</p> <p>Insulation Wrap (yellow)</p> <p>23(0.91)</p> <p>4.0(0.16)</p> <p>1.8±0.2<br/>(0.07±0.018)</p> <p>3.9±0.3(0.15±0.012)</p> <p>3±0.3<br/>(0.12±0.012)</p> <p>8.0±0.5<br/>(0.31±0.02)</p> <p>0.2(0.008)</p> <p>0.8±0.5(0.03±0.02)</p> <p>0.5(0.02)</p> <p>3±0.5(0.12±0.02)</p>  |
| BR/CR3032/1VC | <p>②⑦</p> <p>Insulation Wrap (yellow)</p> <p>30(1.18)</p> <p>3.2(0.13)</p> <p>1.5(0.06)</p> <p>5.0(0.20)</p> <p>2.8(0.11)</p> <p>1.8(0.07)</p> <p>9.2±0.5(0.36±0.02)</p> <p>0.2(0.008)</p> <p>3.9(0.15)</p>   | BR/CR3032/1F2  | <p>②⑧</p> <p>Insulation Wrap (yellow)</p> <p>30(1.18)</p> <p>5.0±1<br/>(0.20±0.04)</p> <p>5.0±1.5(0.20±0.06)</p> <p>3.2(0.13)</p> <p>3.0(0.12)</p> <p>0.15<br/>(0.006)</p> <p>3.8(0.15)</p>  |
| CR1616/1F2    | <p>②⑨</p> <p>Insulation Wrap (yellow)</p> <p>16(0.63)</p> <p>1.8±0.1(0.07±0.004)</p> <p>13.0±0.5<br/>(0.51±0.02)</p> <p>11.5±0.5<br/>(0.45±0.02)</p> <p>10.0±0.7(0.39±0.03)</p> <p>0.15</p> <p>1.6(0.06)</p> <p>4.0±0.2<br/>(0.16±0.008)</p> <p>Min.3(0.12)</p> | CR1632/1HE     | <p>③⑩</p> <p>Insulation Wrap (yellow)</p> <p>16(0.63)</p> <p>4.5(0.18)</p> <p>7.5(0.30)</p> <p>3.2(0.13)</p> <p>3.5(0.14)</p> <p>0.75(0.03)</p> <p>15.2±1<br/>(0.60±0.04)</p> <p>0.15<br/>(0.06)</p> <p>0.75(0.03)</p>   |
| CR2025/1F2    | <p>③①</p> <p>Insulation Wrap (yellow)</p> <p>20(0.79)</p> <p>2.0</p> <p>7.1</p> <p>7.7</p> <p>2.6</p> <p>0.15</p> <p>Max 3.2</p> <p>5.7</p> <p>Pre-Soldered</p>   | CR2032/1HU3    | <p>③②</p> <p>Insulation Wrap (yellow)</p> <p>20±0.3(0.79±0.012)</p> <p>MAX 4.8(0.19)</p> <p>4.0±0.1<br/>(0.16±0.04)</p> <p>20±0.5(0.81±0.02)</p> <p>15±0.1<br/>(0.59±0.04)</p> <p>3.2±0.2<br/>(0.13±0.008)</p> <p>4.0±0.1(0.16±0.04)</p> <p>0.2<br/>(0.008)</p> <p>3.0±0.1(0.12±0.04)</p> <p>5.0±0.2<br/>(0.20±0.008)</p> <p>18.5±0.5(0.73±0.02)</p> |

# BR & CR Series Coin Cell Tab Configurations

## DIMENSIONS / MM (INCH) cont.

| Model No.          | Dimensions/mm (inch) | Model No.         | Dimensions/mm (inch) |
|--------------------|----------------------|-------------------|----------------------|
| CR2032/1VS1        |                      | CR2354/1HF<br>1HE |                      |
| CR2354/1GUF<br>1GU |                      | CR2354/1VC<br>1VB |                      |
| CR2477/1VC<br>1VB  |                      | CR2477/1HF<br>1HE |                      |
| CR2450/H1A         |                      | CR2450/G1A        |                      |