

FEATURES

- Plastic material has Underwriters Laboratory flammability classification 94V-0
- Low leakage.
- Surge overload rating - 200 amperes peak.
- Ideal for printed circuit boards.
- Exceeds environmental standards of MIL - STD - 19500.

MECHANICAL DATA

Case : Reliable low cost construction utilizing moulded plastic technique results in inexpensive product.

Terminals: Leads, solderable per MIL - STD - 202, Method 208.

Polarity : Polarity symbols printed on body.

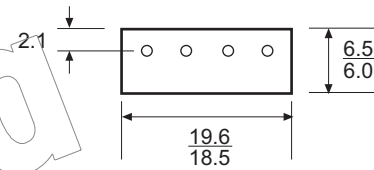
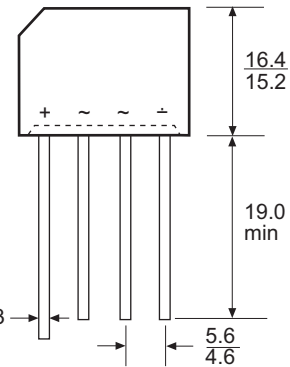
Weight : 0.2 ounce, 5.6 grams.

VOLTAGE RANGE

50 to 1000 Volts PRV

CURRENT

4.0 Amperes



Dimensions in millimetres

MAXIMUM RATINGS AND ELECTRICAL CHARACTERISTICS

Ratings at 25°C ambient temperature unless otherwise specified.

Single phase, half wave, 60 Hz, resistive or inductive load. For capacitive load, derate current by 20%.

		KBL005	KBL01	KBL02	KBL04	KBL06	KBL08	KBL10		
Maximum Recurrent Peak Reverse Voltage	VRRM	50	100	200	400	600	800	1000	V	
Maximum Bridge Input Voltage RMS	VRMS	35	70	140	280	420	560	700	V	
Maximum DC Blocking Voltage	VDC	50	100	200	400	600	800	1000	V	
Maximum Average Forward Current at T _A = 50 °C (see Fig 2)	I _{F(AV)}	4.0								A
Peak Forward Surge Current, 8.3 ms single half sine - wave superimposed on rated load (see Fig 1)	I _{FSM}	200								A
Maximum Forward Voltage Drop per Element at 3.0A (see Fig 3)	V _F	1.0								V
Maximum Reverse Current at Rated DC Blocking Voltage per Element (see Fig 4)	I _R	10.0 1.0								μA mA
Operating Temperature Range	T _J	- 55 to + 125								°C
Storage Temperature Range	T _{STG}	- 55 to + 150								°C

RATING AND CHARACTERISTIC CURVES KBLO SERIES

FIG 1 : MAXIMUM NON-REPETITIVE SURGE CURRENT PER ELEMENT

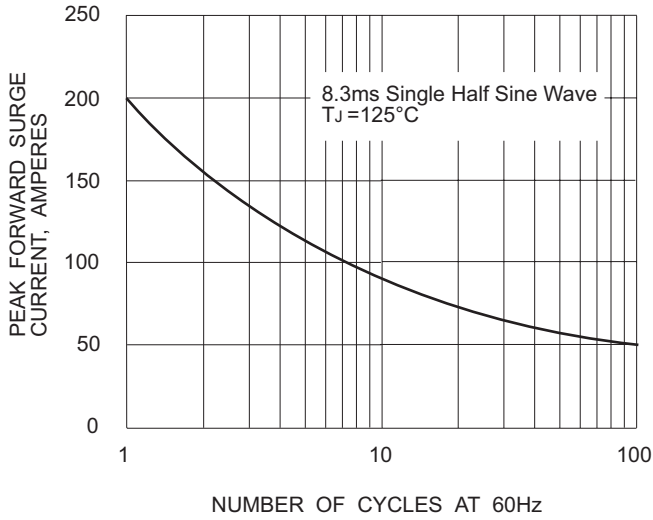


FIG 2 : DERATING CURVE FOR RECTIFIED OUTPUT CURRENT

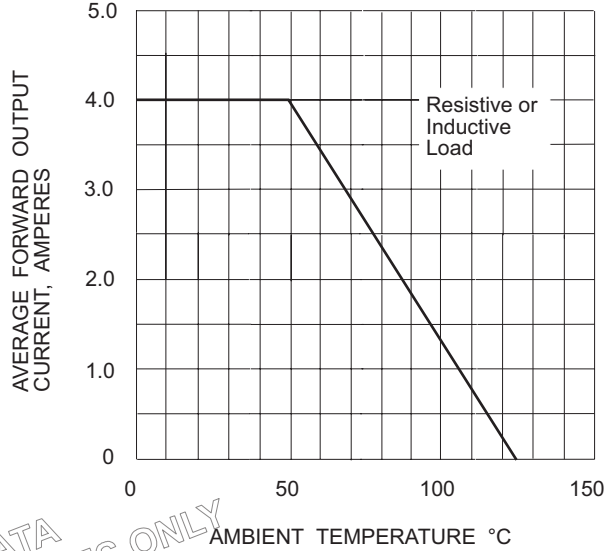


FIG 3 : TYPICAL FORWARD CHARACTERISTICS PER ELEMENT

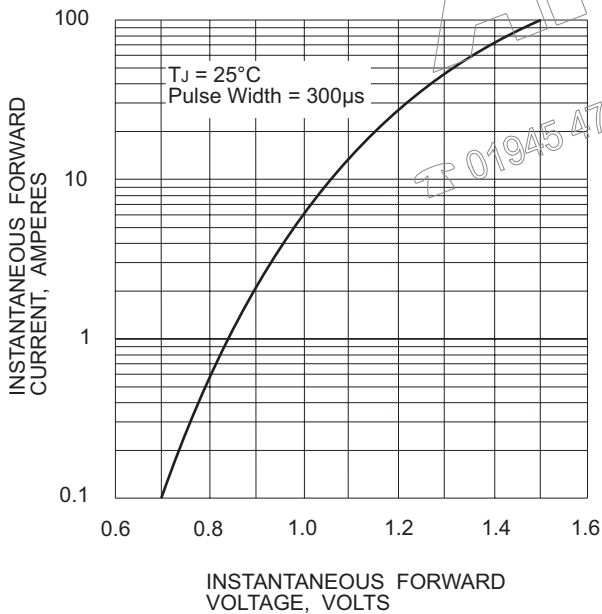


FIG 4 : TYPICAL REVERSE CHARACTERISTICS PER ELEMENT

