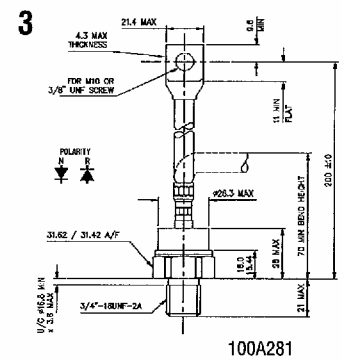
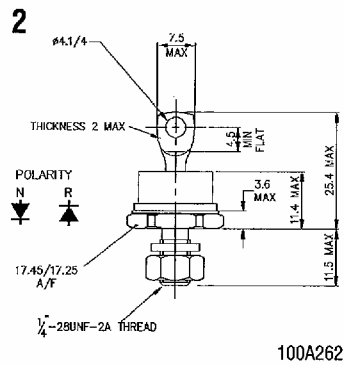
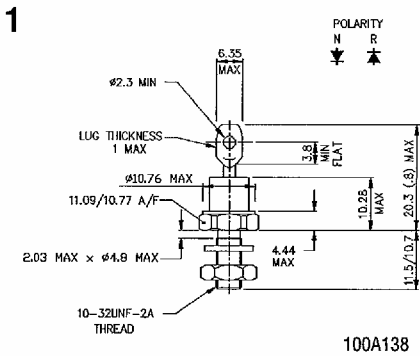


Rectifier Diodes ~ Stud & flat base types

Type	V_{RRM} Range (Note 5) (V)	$I_{F(AV)}$ at T_{CASE} (A) (°C)	$I_{F(RMS)}$ @25°C (A)	I_F @25°C (A)	$I_{FSM(1)}$ 10ms $V_R \leq 60\%$ V_{RRM} (Note 2) (A)	$I_{FSM(2)}$ 10ms $V_R \leq 10V$ (Note 2) (A)	$I^2t_{(2)}$ 10ms (Note 2) (A ² s)	I_{RRM} (mA)	V_0 @ T_j Max. (Note 1) (V)
SWxPCN012	200-1200	17(100)	40	40	210	240	288	3	0.98
SWxPCN020	200-1200	30(115)	47	47	245	282	397	3	1.09
SWxPCN030	200-1200	30(125)	47	47	350	400	800	3	0.90
SWxPCN040	200-1200	70(110)	118	118	650	750	2800	10	1.00
SWxPCN055	200-1200	75(110)	118	118	900	1035	5360	10	0.89
SWxPCN075	200-1200	75(135)	118	118	1300	1495	11175	10	0.925
SWxPHN300 SWxHHN300	200-1500	380(100)	600	600	5500	6050	183×10^3	15	0.95
SWxPHN320 SWxHHN320	1600-2400	320(100)	600	600	4000	4400	97×10^3	15	1.00
SWxPHN380 SWxHHN380	1600-2400	370(100)	600	600	5500	6050	183×10^3	15	0.99
SWxPHN400 SWxHHN400	200-1500	400(120)	630	630	7500	8250	340×10^3	15	0.80
SWxKBR515	3800-4400	510 *	1175	980	9200	10580	559×10^3	30	1.00
SWxKBR595	3000-3600	590 *	1400	1140	10600	12200	732×10^3	30	0.90
SWxKBR635	2400-3000	630 *	1500	1222	12700	14600	1.07×10^6	30	0.87
SWxKBR805	200-2200	800 *	1500	1260	15400	17700	1.56×10^6	30	0.87
SWxKBR935	200-1200	935 *	1500	1430	19500	22400	2.5×10^6	30	0.79

* $T_{SINK} 100^\circ\text{C}$



Copyright © Each Manufacturing Company.

All Datasheets cannot be modified without permission.

This datasheet has been download from :

www.AllDataSheet.com

100% Free DataSheet Search Site.

Free Download.

No Register.

Fast Search System.

www.AllDataSheet.com