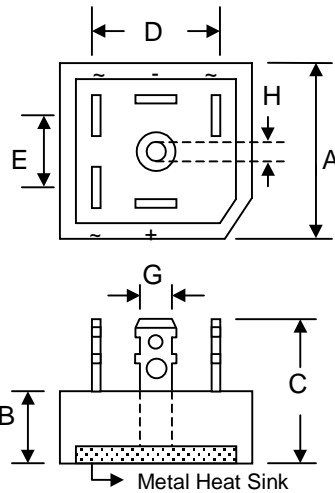


Features

- Glass Passivated Die Construction
- Low Forward Voltage Drop
- High Current Capability
- High Reliability
- High Surge Current Capability
- Ideal for Printed Circuit Boards
- UL Recognized File # E157705



MT		
Dim	Min	Max
A	28.40	28.70
B	—	10.00
C	22.86	23.86
D	—	25.30
E	16.00 Typical	
G	6.35 x 0.80	
H	5.10 Ø	5.30 Ø
All Dimensions in mm		

Mechanical Data

- Case: Epoxy Case with Heat Sink Internally Mounted in the Bridge Encapsulation
- Terminals: Plated Leads Solderable per MIL-STD-202, Method 208
- Polarity: As Marked on Body
- Weight: 20 grams (approx.)
- Mounting Position: Bolt Down on Heatsink With Silicone Thermal Compound Between Bridge and Mounting Surface for Maximum Heat Transfer Efficiency
- Mounting Torque: 20 in. lbs Max.
- Marking: Type Number

Maximum Ratings and Electrical Characteristics @T_A=25°C unless otherwise specified

Single Phase, half wave, 60Hz, resistive or inductive load.
 For capacitive load, derate current by 20%.

Voltage Ratings

Characteristics	Symbol	-00	-01	-02	-04	-06	-08	-10	-12	-14	-16	Unit
Peak Repetitive Reverse Voltage	V _{RRM}	50	100	200	400	600	800	1000	1200	1400	1600	V
Working Peak Reverse Voltage	V _{RWM}											
DC Blocking Voltage	V _R											
Peak Non-Repetitive Reverse Voltage	V _{RSM}	75	150	275	500	725	900	1100	1300	1500	1700	V
RMS Reverse Voltage	V _{R(RMS)}	35	70	140	280	420	560	700	840	980	1120	V

Forward Conduction

Characteristic	Symbol	MT25	MT35	Unit
Average Rectified Output Current MT25 @T _C = 70°C, MT35 @ T _C = 60°C	I _O	25	35	A
Non-Repetitive Peak Forward Surge Current (No Voltage Reapplied t = 8.3ms at 60Hz) (No Voltage Reapplied t = 10ms at 50Hz) (100% V _{RRM} Reapplied t = 8.3ms at 60Hz) (100% V _{RRM} Reapplied t = 8.3ms at 50Hz)	I _{FSM}	375 360 314 300	500 475 420 400	A

I ² t Rating for Fusing (No-Voltage Reapplied t = 8.3ms at 60Hz) (No-Voltage Reapplied t = 10ms at 50Hz) (100% V _{RRM} Reapplied t = 8.3ms at 60Hz) (100% V _{RRM} Reapplied t = 10ms at 50Hz)	I ² t	580 635 410 450	1030 1130 730 800	A ² s
Forward Voltage (per element) @T _j = 25°C, @I _{FM} = 40A _{pk} per single junction	V _F	1.26	1.19	V
Peak Reverse Current (per leg) @T _j = 25°C At Rated DC Blocking Voltage @T _j = 125°C	I _R	10 5.0		μA mA
RMS Isolation Voltage from Case to Lead	V _{ISO}	2500		V

Thermal Characteristics

Operating Temperature Range	T _j	-40 to +150		°C
Storage Temperature Range	T _{STG}	-40 to +150		°C
Thermal Resistance Junction to Case at DC Operation per Bridge	R _{θJC}	1.42	1.16	K/W
Thermal Resistance Case to Heatsink Mounting Surface, Smooth, Flat and Greased	R _{θCS}	0.2		K/W

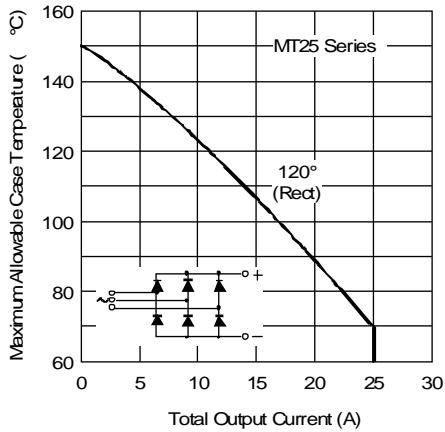


Fig. 1 - Current Ratings Characteristics

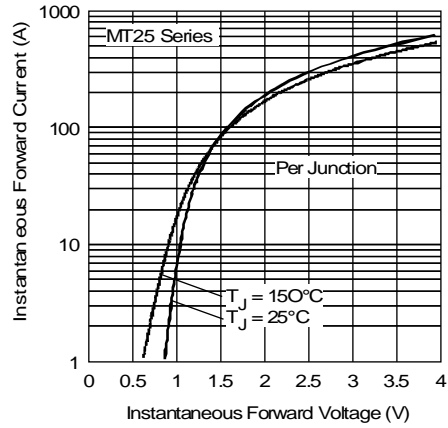


Fig. 2 - Forward Voltage Drop Characteristics

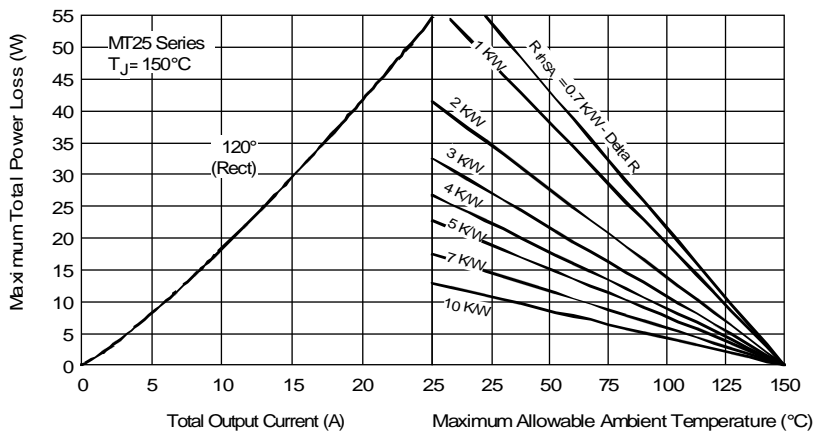


Fig. 3 - Total Power Loss Characteristics

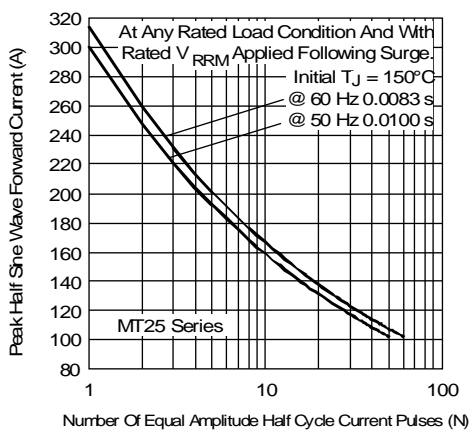


Fig. 4 - Maximum Non-Repetitive Surge Current

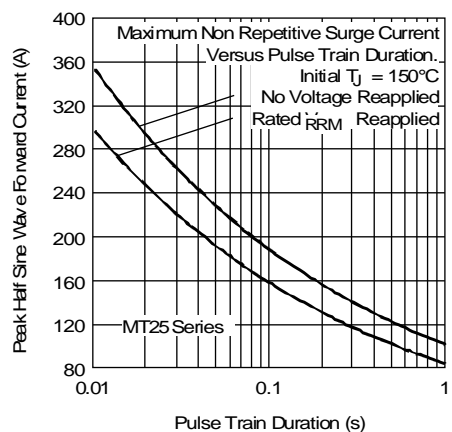


Fig. 5 - Maximum Non-Repetitive Surge Current

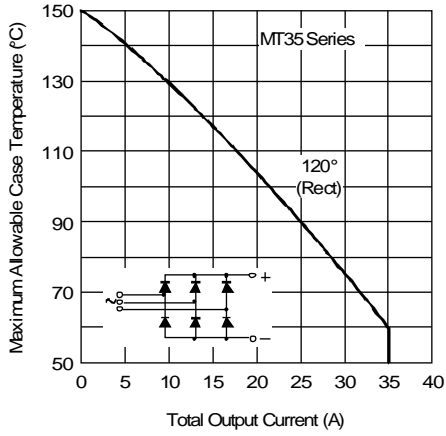


Fig. 6 - Current Ratings Characteristics

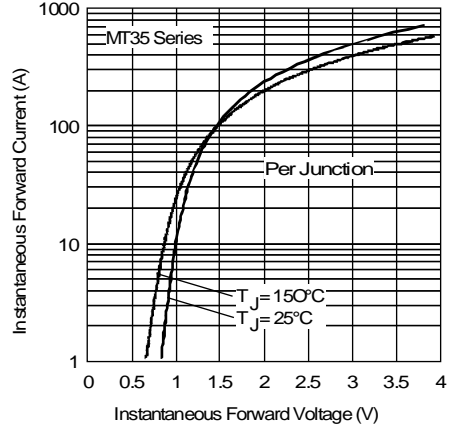


Fig. 7 - Forward Voltage Drop Characteristics

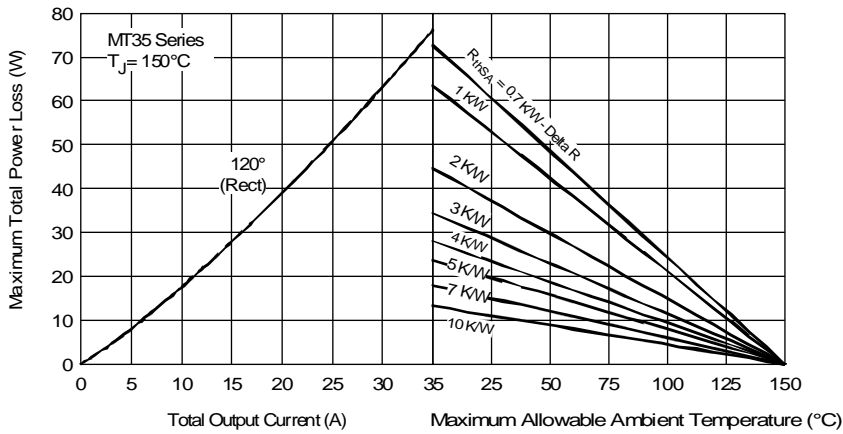


Fig. 8 - Total Power Loss Characteristics

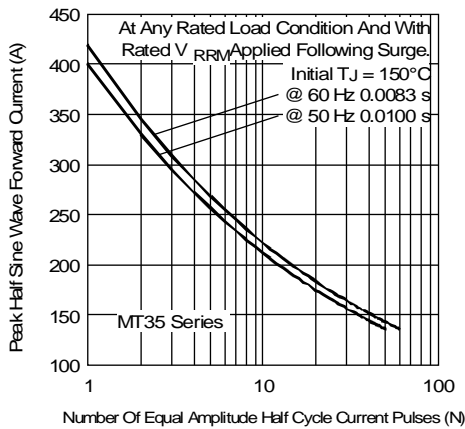


Fig. 9 - Maximum Non-Repetitive Surge Current

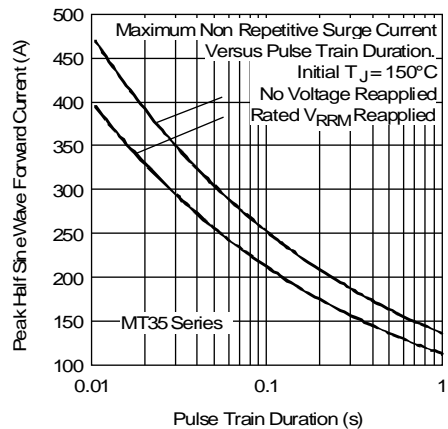


Fig. 10 - Maximum Non-Repetitive Surge Current

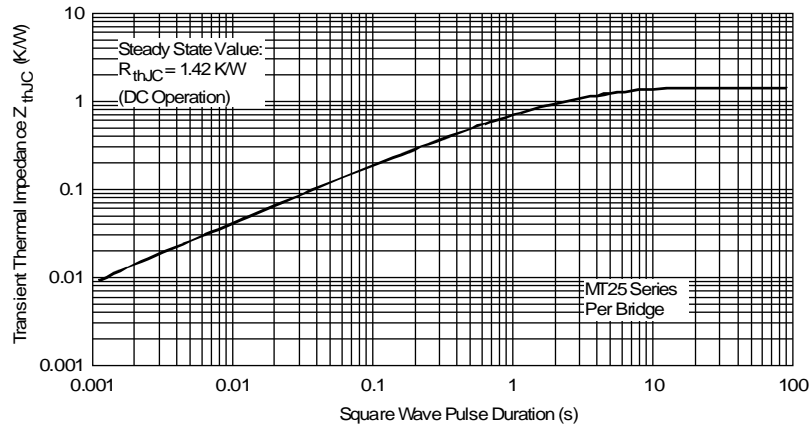


Fig. 11 - Thermal Impedance Z_{thJC} Characteristics

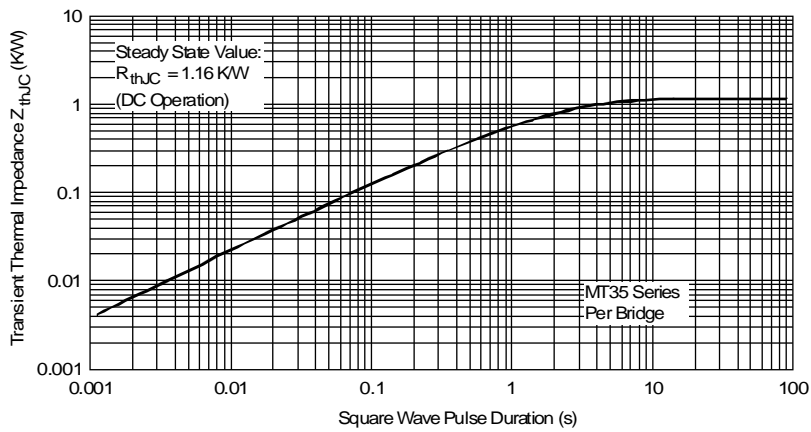


Fig. 12 - Thermal Impedance Z_{thJC} Characteristics

ORDERING INFORMATION

Product No.	Package Type	Shipping Quantity
MT2500	Square Bridge	50 Units/Box
MT2501	Square Bridge	50 Units/Box
MT2502	Square Bridge	50 Units/Box
MT2504	Square Bridge	50 Units/Box
MT2506	Square Bridge	50 Units/Box
MT2508	Square Bridge	50 Units/Box
MT2510	Square Bridge	50 Units/Box
MT2512	Square Bridge	50 Units/Box
MT2514	Square Bridge	50 Units/Box
MT2516	Square Bridge	50 Units/Box
MT3500	Square Bridge	50 Units/Box
MT3501	Square Bridge	50 Units/Box
MT3502	Square Bridge	50 Units/Box
MT3504	Square Bridge	50 Units/Box
MT3506	Square Bridge	50 Units/Box
MT3508	Square Bridge	50 Units/Box
MT3510	Square Bridge	50 Units/Box
MT3512	Square Bridge	50 Units/Box
MT3514	Square Bridge	50 Units/Box
MT3516	Square Bridge	50 Units/Box

Shipping quantity given is for minimum packing quantity only. For minimum order quantity, please consult the Sales Department.

Won-Top Electronics Co., Ltd (WTE) has checked all information carefully and believes it to be correct and accurate. However, WTE cannot assume any responsibility for inaccuracies. Furthermore, this information does not give the purchaser of semiconductor devices any license under patent rights to manufacturer. WTE reserves the right to change any or all information herein without further notice.

WARNING: DO NOT USE IN LIFE SUPPORT EQUIPMENT. WTE power semiconductor products are not authorized for use as critical components in life support devices or systems without the express written approval.

Won-Top Electronics Co., Ltd.

No. 44 Yu Kang North 3rd Road, Chine Chen Dist., Kaohsiung, Taiwan

Phone: 886-7-822-5408 or 886-7-822-5410

Fax: 886-7-822-5417

Email: sales@wontop.com

Internet: <http://www.wontop.com>

We power your everyday.