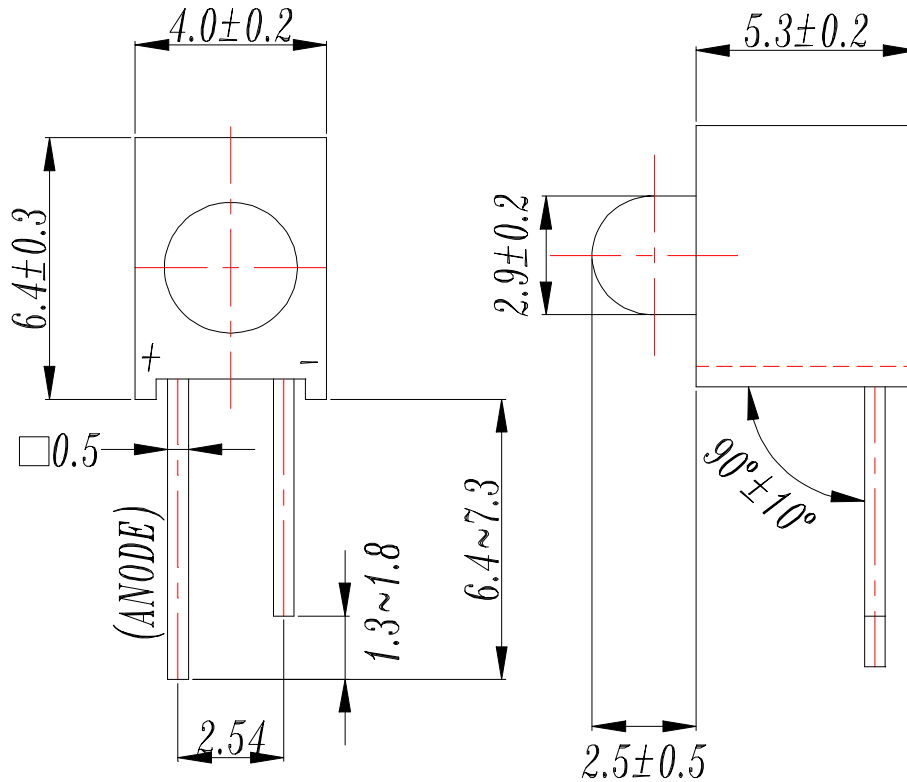




■ Package Dimensionas:



■ Notes:

- 1.All dimensions are in millimeters, tolerance is 0.25mm except being specified
- 2.Lead spacing is measured where the lead emerge from the package

LED PART NO	Chip		Lens Color
	Material	Emitted Color	
264-10GD/S958	GaP	Green	Green Diffused

OFFICE : NO. 25,Lane 76,Sec.3, Chung Yang Rd., Tucheng 236, Taipei, Taiwan, R.O.C.  
 TEL. : 886-2-2267-2000,2267-9936  
 FAX : 886-2-2267-6244,22676189,22676306  
<http://www.everlight.com>

T00500,C89092357



■ Descriptions:

- 1.ARRAY=Plastic Holder+Combination of Lamps
- 2.The array will easily mount the applicable lamps on any panel

■ Features:

- 1.Low power consumption
- 2.High efficiency and low cost
- 3.Good control and free combinations on the colors of LED lamps
- 5.Good lock and easy to assembly
- 6.Stackable and easy to assembly
- 7.Stackable vertically and easy to assembly
- 8.Versatile mounting on PCB or panel
- 9.Stackable horizontally and easy to assembly

■ Applications:

- 1.Used as indicators of indicating the Degree, Functions, Positions etc, in electronic instruments.

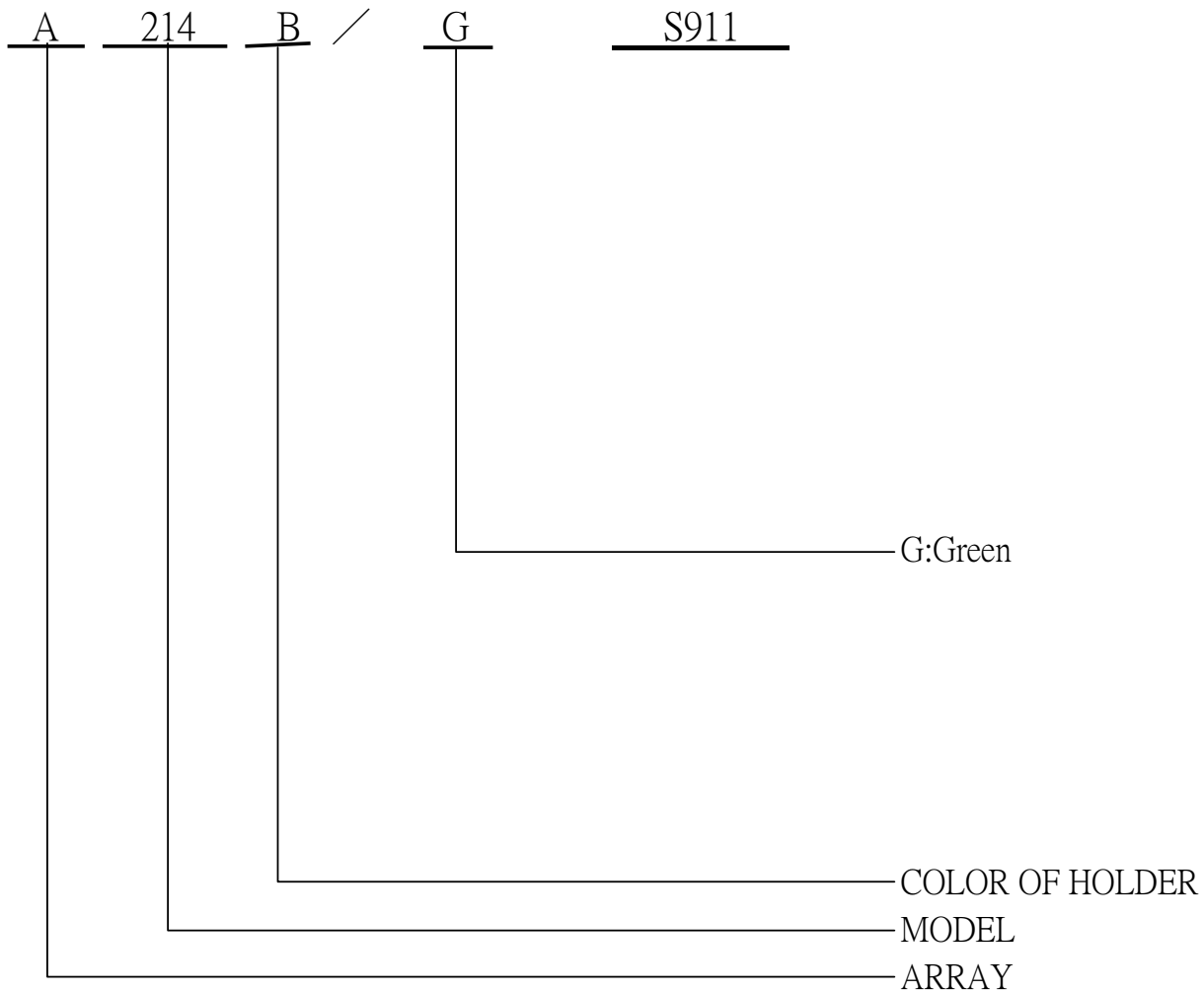


# EVERLIGHT ELECTRONICS CO.,LTD.

Device Number : CDAE-021-023 REV.: 1

PART NO. : A214B/G/S911 ECN : \_\_\_\_\_ Page: 3/6

## ■ LED LAMP ARRAYS SELECTION GUIDE:





# EVERLIGHT ELECTRONICS CO.,LTD.

Device Number : CDAE-021-023 REV.: 1

PART NO. : A214B/G/S911 ECN : \_\_\_\_\_ Page: 4/6

## Absolute Maximum Ratings at Ta = 25°C

Parameter	Symbol	Rating	Unit
Forward Current	IF	30	mA
Operating Temperature	Topr	-40 to +85	°C
Storage Temperature	Tstg	-40 to +100	°C
Soldering Temperature	Tsol	260 ± 5	°C
Power Dissipation	Pd	100	mW
Peak Forward Current(Duty 1/10 @ 1KHz)	IF(Peak)	160	mA
Reverse Voltage	VR	5	V

## Electronic Optical Characteristics :

Parameter	Symbol	Min.	Typ.	Max.	Unit	Condition
Luminous Intensity	Iv	6.3	12.5	/	mcd	IF= 10 mA
Viewing Angle	2θ 1/2	/	60	/	deg	IF= 20 mA
Peak Wavelength	λ p	/	565	/	nm	IF= 20 mA
Dominant Wavelength	λ d	/	570	/	nm	IF= 20 mA
Spectrum Radiation Bandwidth	△ λ	/	30	/	nm	IF= 20 mA
Forward Voltage	VF	1.7	2.1	2.4	V	IF= 20 mA
Reverse Current	IR	/	/	10	μ A	VR= 5 V



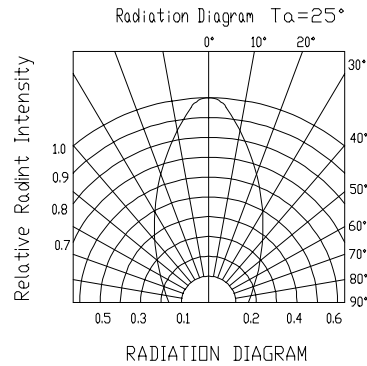
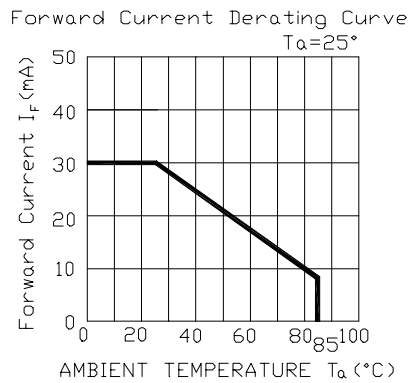
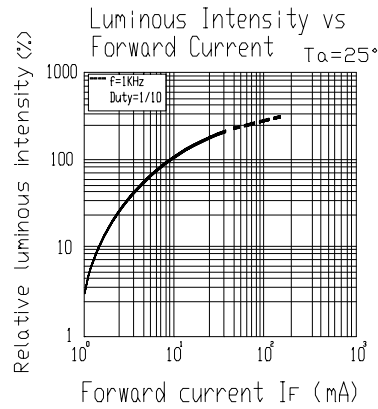
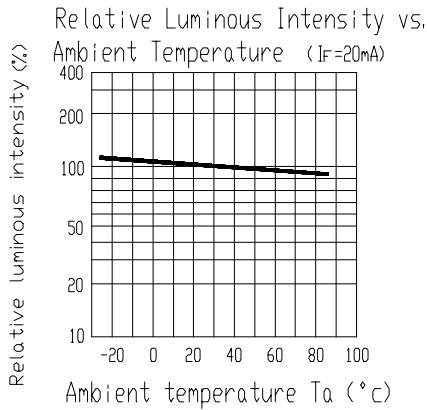
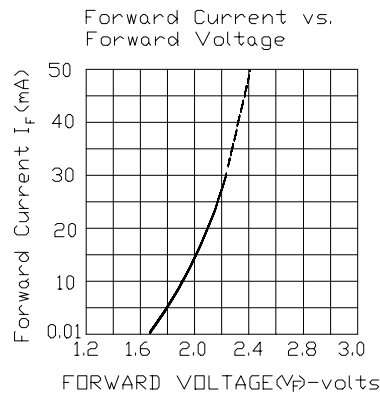
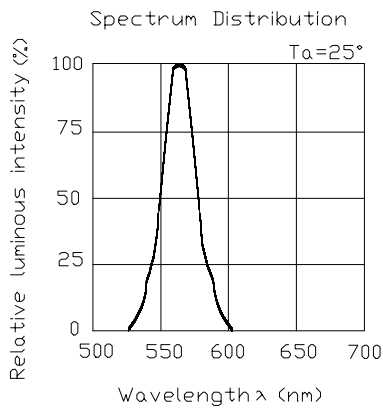
# EVERLIGHT ELECTRONICS CO.,LTD.

Device Number : CDAE-021-023 REV.: 1

PART NO. : A214B/G/S911 ECN : \_\_\_\_\_ Page: 5/6

## ■ Typical Electro-Optical Characteristic Curves:

( G )





# EVERLIGHT ELECTRONICS CO.,LTD.

Device Number : CDAE-021-023 REV.: 1

PART NO. : A214B/G/S911 ECN :          Page: 6/6

## ■ Reliability test items and conditions

No	Item	Test Conditions	Test Hours/Cycle	Sample Size	Ac/Re
1	Solder Heat	TEMP : 260°C ± 5 °C	5 SEC	76 PCS	0/1
2	Temperature Cycle	H : +85°C 30min ∫ 5 min L : -55°C 30min	50 CYCLES	76 PCS	0/1
3	Thermal Shock	H : +100°C 5min ∫ 10 sec L : -10°C 5min	50 CYCLES	76 PCS	0/1
4	High Temperature Storage	TEMP : 100°C	1000 HRS	76 Pcs	0/1
5	Low Temperature Storage	TEMP : -55°C	1000 HRS	76 PCS	0/1
6	DC Operating Life	IF = 20 mA	1000 HRS	76 PCS	0/1
7	High Temperature / High Humidity	85°C/85% RH	1000 HRS	76 PCS	0/1