


273 Series Current Sense Inductors 50kHz – 200kHz

Features

- Designed for switching mode power supply applications
- High dielectric strength capability 3750V RMS
- Frequency range 50kHz – 200kHz
- VDE Approved
- Fully molded construction with center thru hole for primary lead
- Tinned Leads with Leaded Solder is Available (note 2)

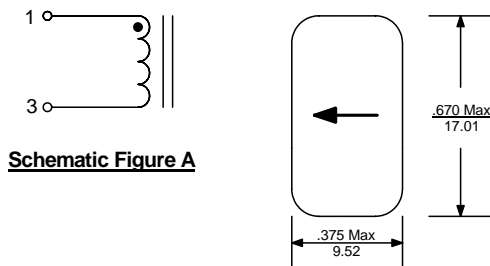


ELECTRICAL SPECIFICATIONS AT 25°C

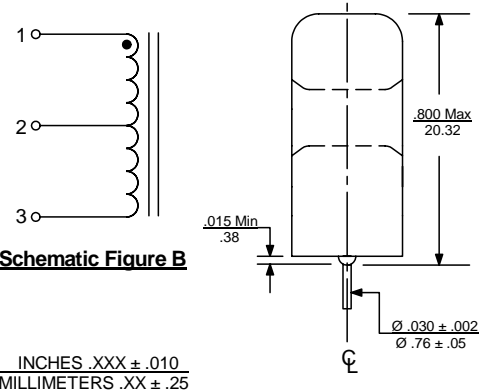
Part Number	Turns	Inductance mH (Min)	Inductance Test Voltage 15.75 kHz	DCR Ohm (Max)	Rated Terminating Resistance Ohm (Max)	Schematic Figure
PT27310	50	5.0	0.50	0.70	50	A
PT27311	100	20.0	1.00	1.40	100	A
PT27312	200	80.0	2.00	4.50	200	A
PT27313	300	180.0	3.00	11.00	300	A
PT27314	50CT	5.0	0.50	0.70	50	B
PT27315	100CT	20.0	1.00	1.40	100	B
PT27316	200CT	80.0	2.00	4.50	200	B

Notes:

1. Stand-off shown in two possible positions
2. For non-RoHS parts, replace PT prefix with 42- (e.g. PT27310 becomes 42-27310).
3. Terminal finish is compliant to RoHS requirements



Schematic Figure A



Schematic Figure B

INCHES .XXX ± .010
MILLIMETERS .XX ± .25

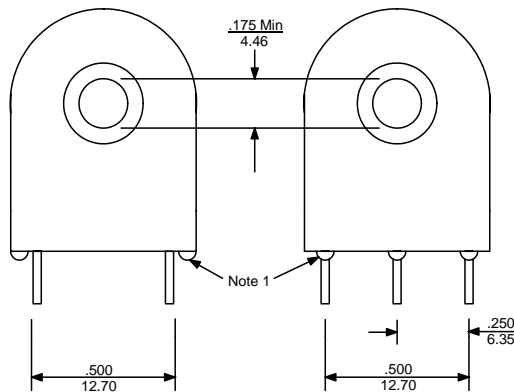


Figure A

Figure B