




HW-14-08-G-S-400-100



ZW-06-10-G-T-450-230



DW-12-12-L-Q-400



(2,54mm) .100"

DW, EW, ZW, HW SERIES

# FLEXIBLE .025" SQ BOARD STACKERS

Mates with:  
SSW, SSQ, ESW, ESQ,  
CES, SLW, BSW, BCS, SSM,  
IDSS, IDSD, HLE, CLH, PHF

## SPECIFICATIONS

For complete specifications see [www.samtec.com?DW](http://www.samtec.com?DW), [www.samtec.com?EW](http://www.samtec.com?EW) or [www.samtec.com?ZW](http://www.samtec.com?ZW)

### DW, EW, ZW

Insulator Material:  
Black Glass

Filled Polyester

Terminal Material:  
Phosphor Bronze

Plating:  
Au or Sn over

50µ" (1,27µm) Ni

Current Rating:  
3A @ 80°C ambient

Operating Temp Range:  
-55°C to +125°C with Gold

-55°C to +105°C with Tin

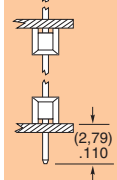
RoHS Compliant:  
Yes

Lead-Free Solderable:  
Wave Only

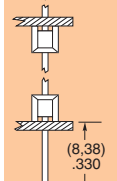


## TYPE STRIP

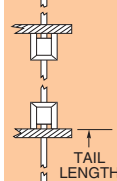
**DW**  
= (2,79mm)  
.110" Tail



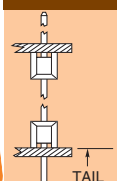
**EW**  
= (8,38mm)  
.330" Tail



**ZW**  
= Custom Tail



**HW**  
= High Temp Custom Tail



## NO. PINS PER ROW

## LEAD STYLE

## PLATING OPTION

## ROW OPTION

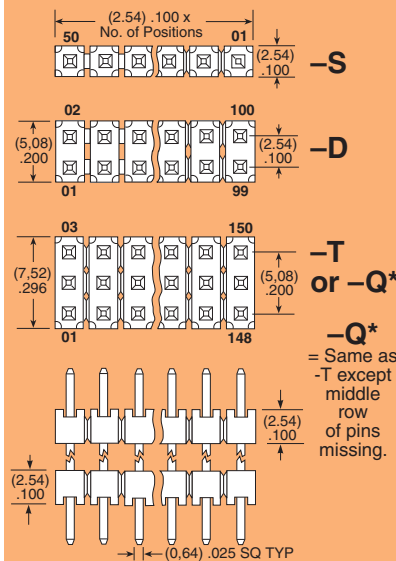
## STACKER HEIGHT

## OTHER OPTIONS

### Specify LEAD STYLE from chart

LEAD STYLE	OAL
-07	(10,92) .430
-08	(13,46) .530
-09	(18,54) .730
-10	(21,08) .830
-11	(23,62) .930
-12	(26,16) 1.030
-13	(31,24) 1.230
-14	(36,32) 1.430
-15	(16,00) .630
-16	(11,30) .445
-17	(12,19) .480
-19	(33,78) 1.330
-20	(28,70) 1.130

### 01 thru 50



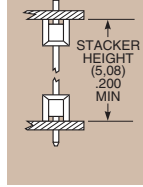
-S  
= Single Row

-D  
= Double Row

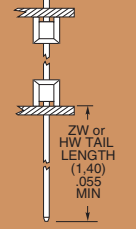
-T  
= Triple Row

-Q  
= Double Row .200" (5,08mm) row space

-“XXX”  
= Stacker Height



-“XXX”  
= ZW or HW Tail Length



-LL  
= Locking Lead (Shortest dimension between the tail and the post is the end that will be crimped. Available on tails from (2,29) .090" to (7,87) .310" only.)  
Single row, 01 & 02 positions & -Q row not available

-“XXX”  
= Polarized

Specify omitted pin position

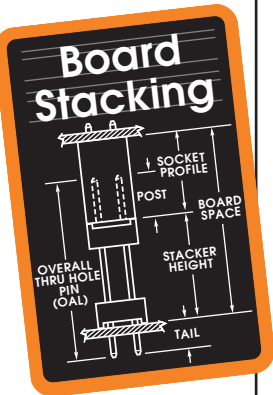
-F  
= Gold flash on contact, Matte Tin on tail

-L  
= 10µ" (0,25µm) Gold on contact area of longer tail, Matte Tin on tail

-G  
= 10µ" (0,25µm) Gold on contact area of longer tail, Gold flash on balance

-T  
= Matte Tin

Note: Other Gold plating options available. Contact Samtec.



Due to technical progress, all designs, specifications and components are subject to change without notice.

WWW.SAMTEC.COM