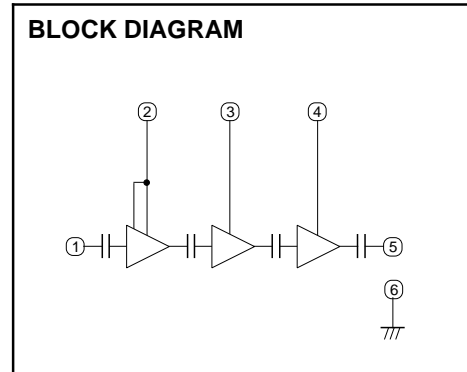
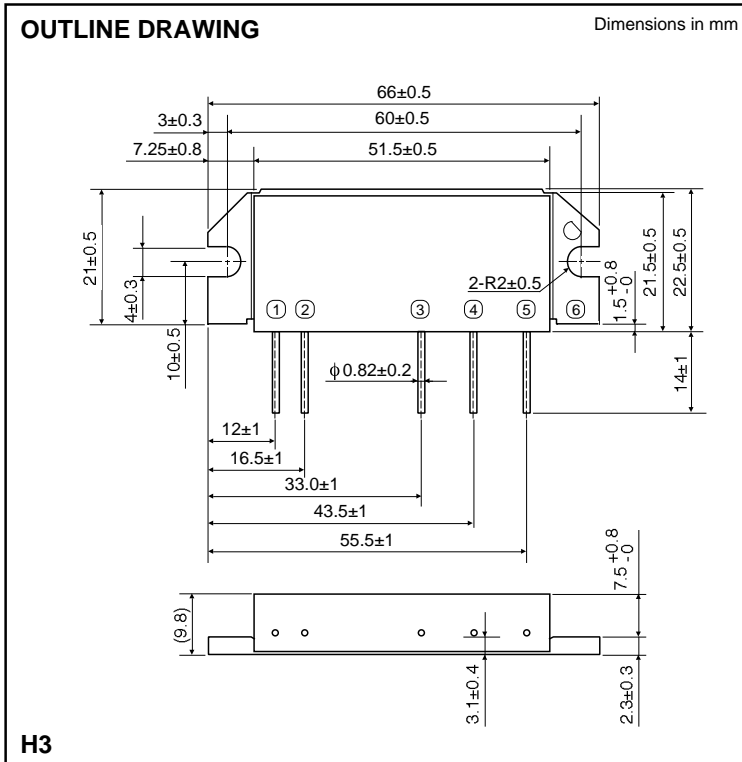


MITSUBISHI RF POWER MODULE
M68762H

440-490MHz, 12.5V, 30W, FM MOBILE RADIO



- PIN:
- ① Pin : RF INPUT
 - ② VCC1: 1st. DC SUPPLY
 - ③ VCC2: 2nd. DC SUPPLY
 - ④ VCC3: 3rd. DC SUPPLY
 - ⑤ Po : RF OUTPUT
 - ⑥ GND: FIN

ABSOLUTE MAXIMUM RATINGS (Tc=25°C unless otherwise noted)

Symbol	Parameter	Conditions	Ratings	Unit
Vcc	Supply voltage	ZG=ZL=50	17	V
Icc	Total current	ZG=ZL=50	10	A
Pin(max)	Input power	ZG=ZL=50 , Vcc1 12.5V	600	mW
PO(max)	Output power	ZG=ZL=50 , Vcc1 12.5V	40	W
Tc(OP)	Operation case temperature	ZG=ZL=50 , Vcc1 12.5V	-30 to +110	°C
Tstg	Storage temperature		-40 to +110	°C

Note. Above each maximum ratings are guaranteed independently.

ELECTRICAL CHARACTERISTICS (Tc=25°C unless otherwise noted)

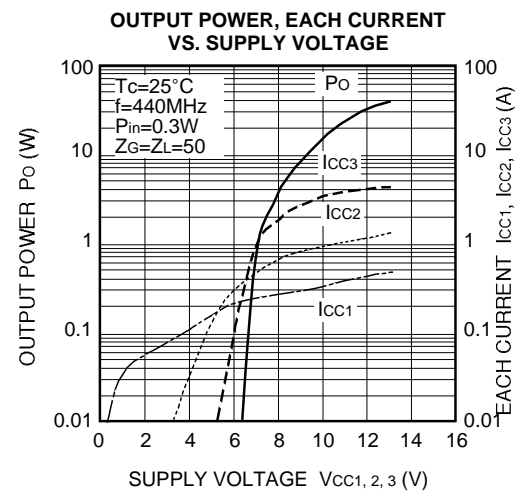
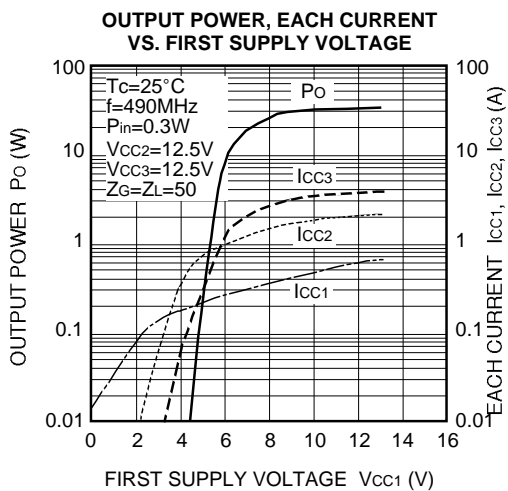
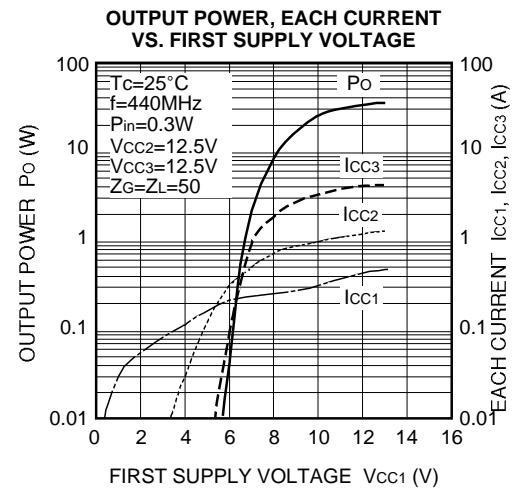
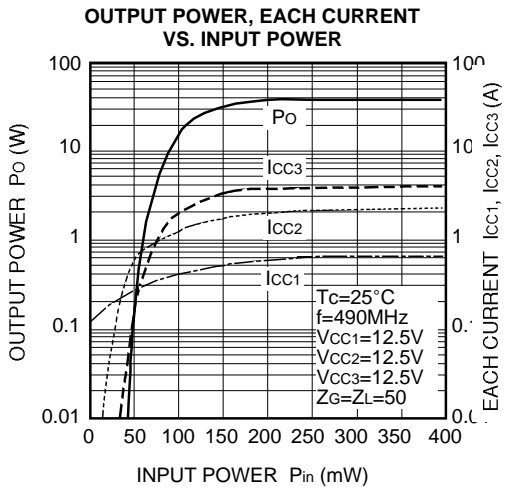
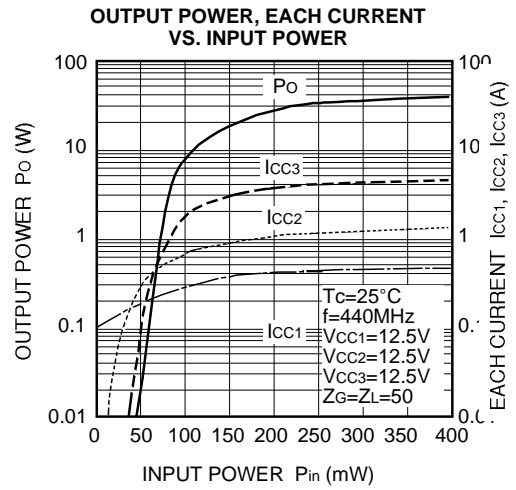
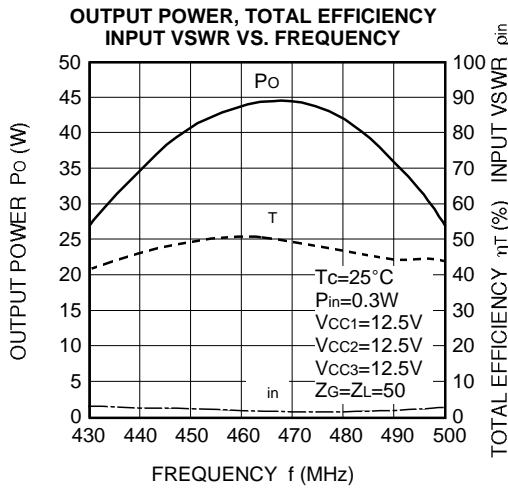
Symbol	Parameter	Test conditions	Limits		Unit
			Min	Max	
f	Frequency range		440	490	MHz
Po	Output power		30		W
τ	Total efficiency	Vcc=12.5V, Pin=300mW, ZG=ZL=50	40		%
2fo	2nd. harmonic			-30	dBc
3fo	3rd. harmonic			-30	dBc
in	Input VSWR			2.8	-
-	Load VSWR tolerance		Vcc=15.2V, Po=30W (Pin:Controlled), ZG=50 , Load VSWR=20:1 (All phase)	No degradation or destroy	

Note. Above parameters, ratings, limits and test conditions are subject to change.

MITSUBISHI RF POWER MODULE
M68762H

440-490MHz, 12.5V, 30W, FM MOBILE RADIO

TYPICAL PERFORMANCE DATA



MITSUBISHI RF POWER MODULE
M68762H

440-490MHz, 12.5V, 30W, FM MOBILE RADIO

