

CDSV3-4148-G / 4448-G

Reverse Voltage: 75 Volts
 Forward Current: 200mA
 RoHS Device



Features

Designed for mounting on small surface.

High speed switching.

High mounting capability, strong surge withstand, high reliability.

Also available in other standard case styles: CDSF4148/4448 - 1005 size
 CDSU4148/4448 - 0603 size

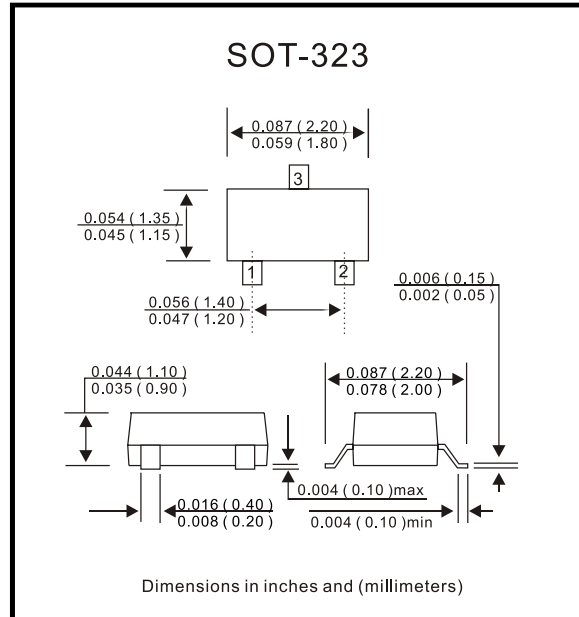
Mechanical data

Case: SOT-323 molded plastic.

Terminals: Solder plated, solderable per MIL-STD-750, method 208.

Polarity: Indicated by cathode band.

Approx. weight: 0.006 gram



Maximum Ratings and Electrical Characteristics (at Ta = 25°C unless otherwise noted)

Parameter	Condition	Symbol	CDSV3-4148-G	CDSV3-4448-G	Unit
Repetitive peak reverse voltage		V _{RRM}	75		V
Reverse voltage		V _R	75		V
Forward current		I _F	200		mA
Surge peak forward current	T = 1us	I _{FSM}	2	4	A
Power dissipation		P _d	200		mW
Maximum forward voltage	@ I _F = 5 mA @ I _F = 50 mA @ I _F = 100 mA	V _F	- 1 -	0.72 - 1	V
Maximum reverse current	@ V _R = 75V @ V _R = 25V	I _R	2.5 0.025		uA
Max reverse recovery time	I _F =10mA, R=100 ohms	T _{rr}	4		nS
Max diode capacitance	V _R =0V, f=1MHz	C _T	4		pF
Max. operation junction temperature		T _j	125		°C
Storage temperature		T _{STG}	-55 to +125		°C

RATING AND CHARACTERISTIC CURVES (CDSV3-4148-G/4448-G)

Fig. 1 - Forward characteristics

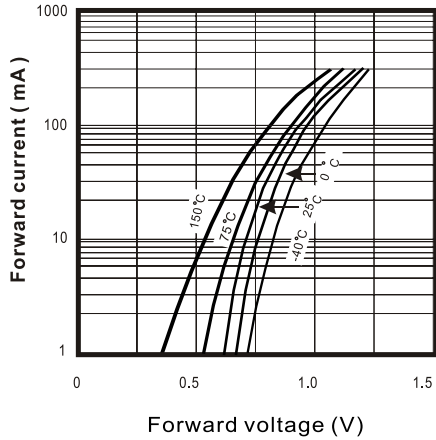


Fig. 2 - Reverse characteristics

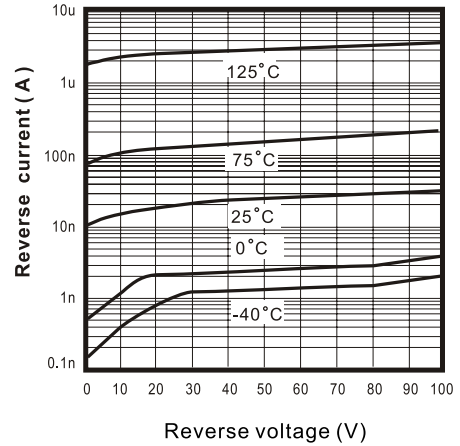


Fig. 3 - Capacitance between terminals characteristics

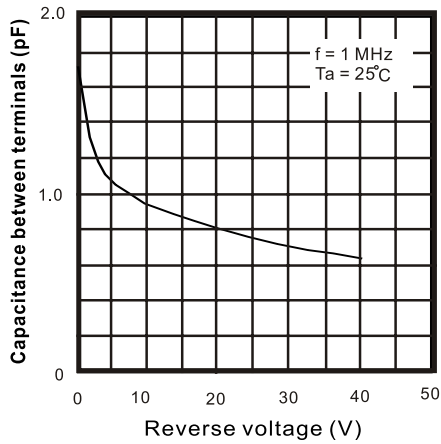


Fig. 4 - Power Derating Curve

