

# Small Signal Switching Diodes



## CDST-99-G/ 70-G/ 56-G

Reverse Voltage: 70 Volts  
 Forward Current: 200mA  
 RoHS Device

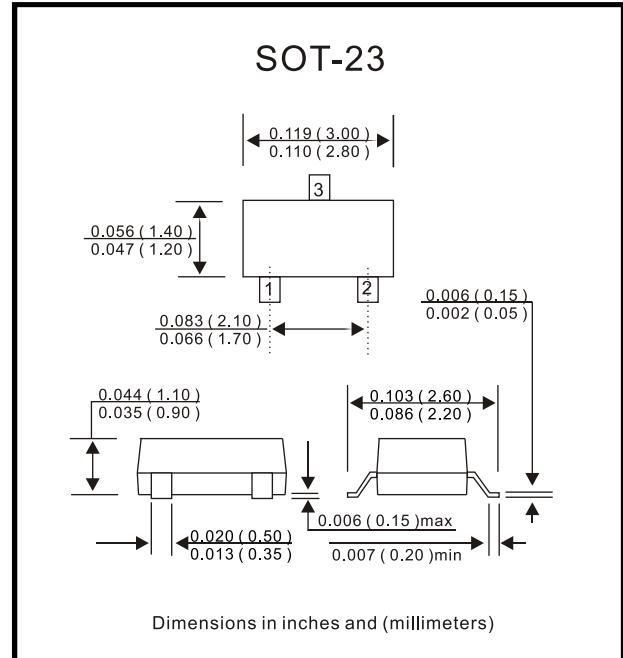


### Features

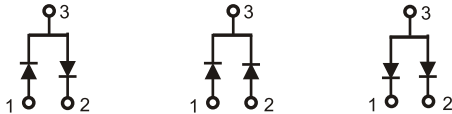
- Designed for mounting on small surface.
- High speed switching.
- High mounting capability, strong surge withstand, high reliability.

### Mechanical data

- Case: SOT-23, molded plastic.
- Terminals: Solder plated, solderable per MIL-STD-750, method 208.
- Approx. weight: 0.008 gram



CDST-99-G    CDST-70-G    CDST-56-G



### Maximum Ratings and Electrical Characteristics

( at Ta = 25°C unless otherwise noted )

Parameter	Condition	Symbol	Value	Unit
Repetitive peak reverse voltage		V <sub>RRM</sub>	70	V
Reverse voltage		V <sub>R</sub>	70	V
Forward current		I <sub>F</sub>	200	mA
Surge peak forward current	T = 1us	I <sub>FSM</sub>	2	A
Power dissipation		P <sub>d</sub>	225	mW
Maximum forward voltage	@ I <sub>F</sub> = 1 mA @ I <sub>F</sub> = 10 mA @ I <sub>F</sub> = 50mA @ I <sub>F</sub> = 150mA	V <sub>F</sub>	0.715 0.855 1.0 1.25	V
Maximum reverse current	@ V <sub>R</sub> = 75V @ V <sub>R</sub> = 75V, T <sub>j</sub> = 150°C @ V <sub>R</sub> = 25V, T <sub>j</sub> = 150°C @ V <sub>R</sub> = 20V,	I <sub>R</sub>	2.5 50 30 25	uA
Max reverse recovery time	V <sub>R</sub> =6V, I <sub>F</sub> =10mA	T <sub>rr</sub>	4	nS
Typical diode capacitance	V <sub>R</sub> =0V, f=1MHz	C <sub>T</sub>	2	pF
Max. operation junction temperature		T <sub>j</sub>	150	°C
Storage temperature		T <sub>STG</sub>	-55 to +150	°C

Rev. A

## RATING AND CHARACTERISTIC CURVES (CDST-99-G/ 70-G/ 56-G )

Fig. 1 - Forward characteristics

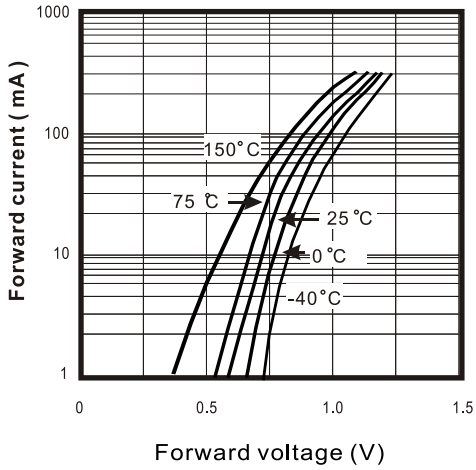


Fig. 2 - Reverse characteristics

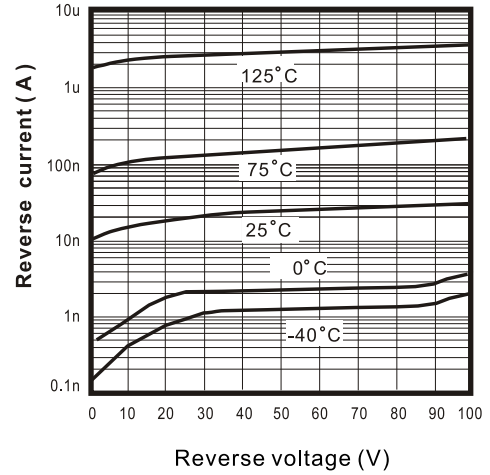


Fig. 3 - Capacitance between terminals characteristics

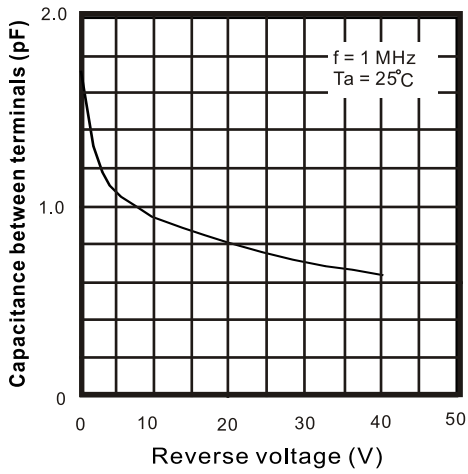


Fig. 4 - Current derating curve

