

Small Signal Switching Diodes



CDST-99-G/ 70-G/ 56-G

Reverse Voltage: 70 Volts
 Forward Current: 200mA
 RoHS Device



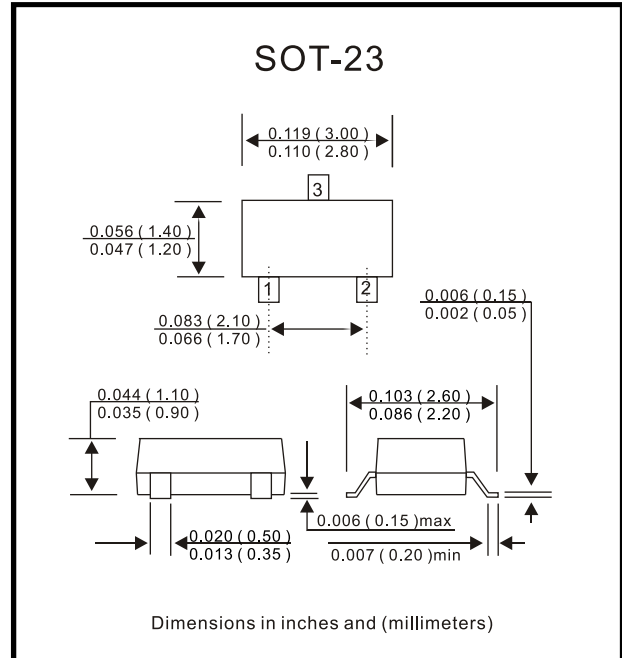
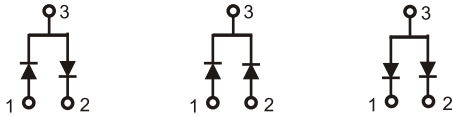
Features

- Designed for mounting on small surface.
- High speed switching.
- High mounting capability, strong surge withstand, high reliability.

Mechanical data

- Case: SOT-23, molded plastic.
- Terminals: Solder plated, solderable per MIL-STD-750, method 208.
- Approx. weight: 0.008 gram

CDST-99-G CDST-70-G CDST-56-G



Maximum Ratings and Electrical Characteristics

(at Ta = 25°C unless otherwise noted)

Parameter	Condition	Symbol	Value	Unit
Repetitive peak reverse voltage		V _{RRM}	70	V
Reverse voltage		V _R	70	V
Forward current		I _F	200	mA
Surge peak forward current	T = 1us	I _{FSM}	2	A
Power dissipation		P _d	225	mW
Maximum forward voltage	@ I _F = 1 mA @ I _F = 10 mA @ I _F = 50mA @ I _F = 150mA	V _F	0.715 0.855 1.0 1.25	V
Maximum reverse current	@ V _R = 75V @ V _R = 75V, T _j = 150°C @ V _R = 25V, T _j = 150°C @ V _R = 20V,	I _R	2.5 50 30 25	uA
Max reverse recovery time	V _R =6V, I _F =10mA	T _{rr}	4	nS
Typical diode capacitance	V _R =0V, f=1MHz	C _T	2	pF
Max. operation junction temperature		T _j	150	°C
Storage temperature		T _{STG}	-55 to +150	°C

Rev. A

RATING AND CHARACTERISTIC CURVES (CDST-99-G/ 70-G/ 56-G)

Fig. 1 - Forward characteristics

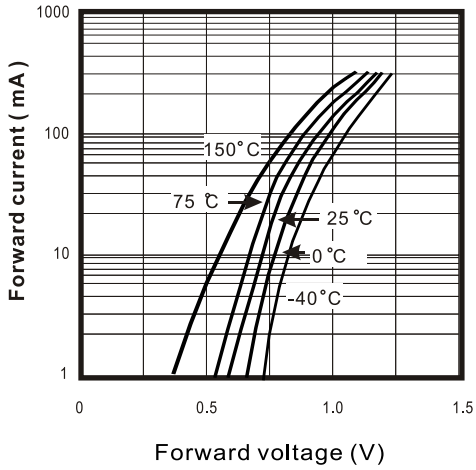


Fig. 2 - Reverse characteristics

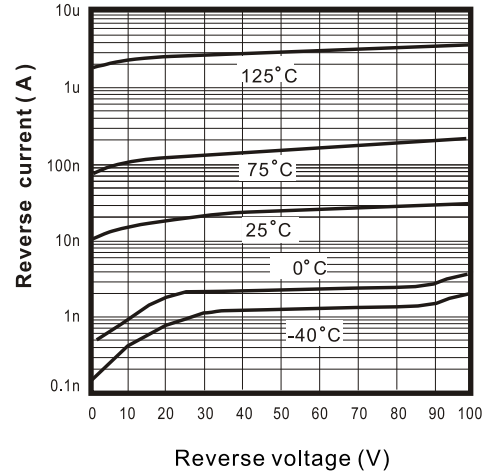


Fig. 3 - Capacitance between terminals characteristics

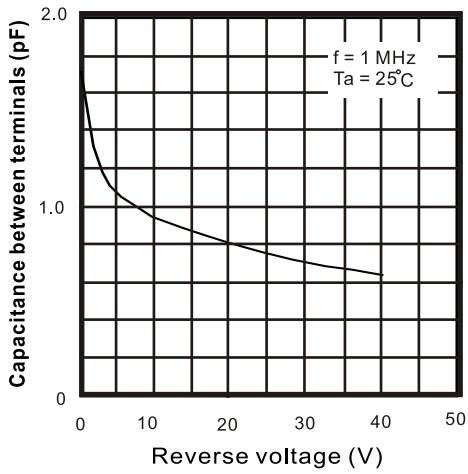


Fig. 4 - Current derating curve

