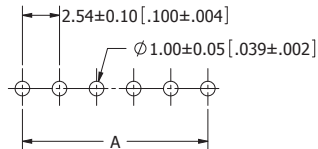
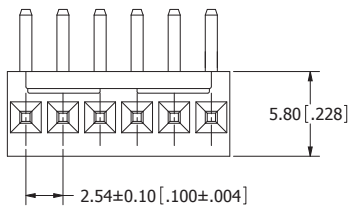
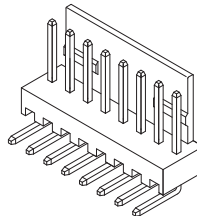


PART NUMBER CODING
SWR25X-NRTC-S__-R_-BA

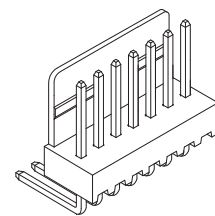
TERMINATION TYPE
 A= RIGHT ANGLE BENT, TYPE 2
 B= RIGHT ANGLE BENT, TYPE 1
NUMBER OF POSITIONS
 (CONTACTS PER ROW)



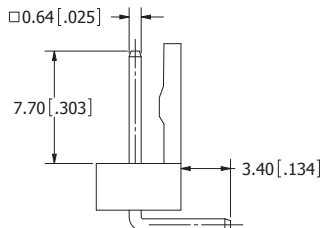
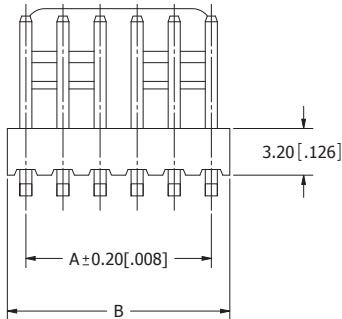
RECOMMENDED PCB LAYOUT
 P.C. BOARD THICKNESS: 1.6mm [0.063"]



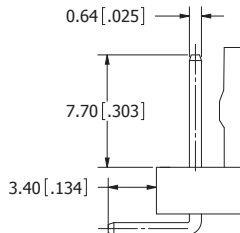
P/N: SWR25X-NRTC-S__-RA-BA
 (TYPE 2)



P/N: SWR25X-NRTC-S__-RB-BA
 (TYPE 1)



P/N: SWR25X-NRTC-S__-RB-BA
 (TYPE 1)



P/N: SWR25X-NRTC-S__-RA-BA
 (TYPE 2)

Part Number	Positions/ Contacts	A		B			
		MM	INCH	TYPE 2 (RA) MM INCH	TYPE 1 (RB) MM INCH		
SWR25X-NRTC-S02-R_-BA	02/02	2.54	0.100	5.12	0.202	5.08	0.200
SWR25X-NRTC-S03-R_-BA	03/03	5.08	0.200	7.66	0.302	7.62	0.300
SWR25X-NRTC-S04-R_-BA	04/04	7.62	0.300	10.20	0.402	10.16	0.400
SWR25X-NRTC-S05-R_-BA	05/05	10.16	0.400	12.74	0.502	12.70	0.500
SWR25X-NRTC-S06-R_-BA	06/06	12.70	0.500	15.30	0.602	15.24	0.600
SWR25X-NRTC-S07-R_-BA	07/07	15.24	0.600	17.94	0.706	17.78	0.700
SWR25X-NRTC-S08-R_-BA	08/08	17.78	0.700	20.48	0.806	20.32	0.800
SWR25X-NRTC-S09-R_-BA	09/09	20.32	0.800	23.02	0.906	22.86	0.900
SWR25X-NRTC-S10-R_-BA	10/10	22.86	0.900	25.58	1.007	25.40	1.000
SWR25X-NRTC-S11-R_-BA	11/11	25.40	1.000	28.12	1.107	27.94	1.100
SWR25X-NRTC-S12-R_-BA	12/12	27.94	1.100	30.68	1.208	30.48	1.200
SWR25X-NRTC-S13-R_-BA	13/13	30.48	1.200	33.10	1.303	33.02	1.300
SWR25X-NRTC-S14-R_-BA	14/14	33.02	1.300	35.80	1.409	35.56	1.400
SWR25X-NRTC-S15-R_-BA	15/15	35.56	1.400	38.34	1.509	38.10	1.500
SWR25X-NRTC-S16-R_-BA	16/16	38.10	1.500	40.94	1.612	40.64	1.600
SWR25X-NRTC-S17-R_-BA	17/17	40.64	1.600	43.30	1.705	43.18	1.700
SWR25X-NRTC-S18-R_-BA	18/18	43.18	1.700	45.90	1.807	45.72	1.800
SWR25X-NRTC-S19-R_-BA	19/19	45.72	1.800			48.26	1.900
SWR25X-NRTC-S20-R_-BA	20/20	48.26	1.900	50.80	2.000	50.80	2.000

- NOTES:**
- INSULATOR MATERIAL: NYLON 66, UL94V-2, COLOR: BEIGE.
 - CONTACT MATERIAL: BRASS.
 - CONTACT PLATING: .000020" MIN. NICKEL UNDERPLATE, PURE TIN, BRIGHT OVERALL.
 - CURRENT RATING: 5 AMPS PER CONTACT.
 - VOLTAGE RATING: 250V AC/DC.
 - INSULATOR RESISTANCE: 1000 MEGOHMS MIN.
 - CONTACT RESISTANCE: 20 MILLIOHMS MAX.
 - DIELECTRIC WITHSTANDING VOLTAGE: 1000V AC.
 - OPERATING TEMPERATURE: -25° C TO +85° C.
 - MATES WITH SWH25X SERIES SINGLE ROW HOUSING.



RoHS COMPLIANT

UNLESS OTHERWISE SPECIFIED:
 DIMENSIONS ARE IN MM(INCHES)
 TOLERANCES: ANGULAR:
 X=+ 0.3 [01]
 XX=+ 0.30 [012]
 INTERPRET DIMENSIONS AND
 TOLERANCING
 PER: ASME Y14.5M-2009

DRAWN DATE NAME
 05/23/2011 LH
 THE INFORMATION HEREIN CONTAINS
 PROPRIETARY INFORMATION OF
 SULLINS ELECTRONICS AND IS NOT
 TO BE REPRODUCED, USED OR
 DISCLOSED TO OTHERS FOR ANY
 PURPOSE EXCEPT AS SPECIFICALLY
 AUTHORIZED IN WRITING BY AN
 OFFICER OF SULLINS ELECTRONICS.

SULLINS
 CONNECTOR SOLUTIONS
 TITLE: WAFER 2.54mm[.100"] CC, 1 ROW, RA/RB
 PART NUMBER: SWR25X-NRTC-S__-R_-BA
 SIZE: C CAGE CODE: 54453 DWG. NO.: 11634 REV: A
 SCALE: 5:1 SHEET 1 OF 1