

# RRS series, audio metal thin film chip resistors NEW



Thin film realizes excellent dynamic range and sound quality

- Minimal current noise
- Special materials and structure using thin film produce "comfort" sound.

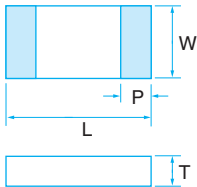
RoHS compliant

Completely lead free



## SPECIFICATIONS

### Mechanical



Dimension (Inch Size)	RRS2012 (0805)	RRS1608 (0603)
L	2.00±0.20	1.60±0.20
W	1.25±0.20	0.80±0.20
P	0.40±0.20	0.30±0.20
T	0.40±0.10	0.40±0.10

(unit : mm)

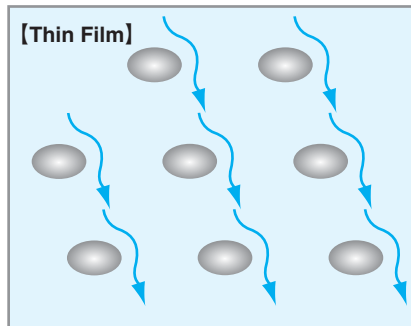
### Electrical

Type	RRS2012	RRS1608
Power	1/10W	1/16W
Tolerance %(code)	±0.5%(D), ±0.1%(B)	±0.5%(D)
Resistance Range(Ω)	100~1M	100~360k
TCR ppm /°C(code)	±25 (P)	±25 (P)
Resistance Value	E-24	E-24
Max Operating Voltage	100V	75V
Package	5,000pcs/reel	5,000pcs/reel

### Low current noise

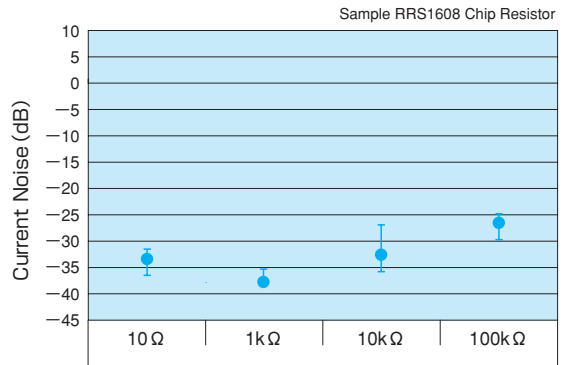
#### Theoretical background

The current noise largely depends on the materials used and becomes significant in lower frequencies. This film tends to suppress the noise (see figure below). Therefore, low current noise thin film chip resistor is needed for the application that handles very low voltage near DC range.



Electrons move smoothly without much dispersion that creates noise.

#### Current Noise Features



Test method: JIS C5202 Fixed Resistor Test Method, Appendix 1 "Method for Measuring Current Noise of Resistors"



## PART NUMBER

# RRS 2012 P - 102 - B

