

FEATURES

These power inductors have low DC resistance and large permissible DC current with high reliability. These power inductors can be directly mounted with special special treated electrodes. Tape and reel packages are available for auto mounting machine. Magnetic shielded products are available for each series for the consideration of against radiation.

APPLICATIONS

For the smoothing circuit of DC-DC converter, as a choke coil or chopper coil. Suitable for use in power lines of camcorder, LCD set, OA equipment, notebook computer, PDA, and small size communication equipment.

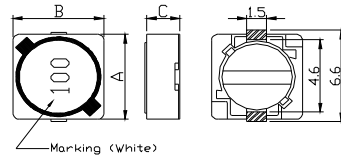
PRODUCT IDENTIFICATION

MSCDRI- 63 - 100 M - □□
① ② ③ ④ ⑤

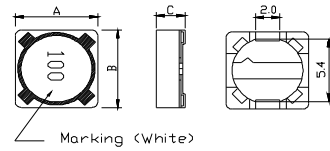
- ① Product Code
- ② Dimensions Code
- ③ Inductance Code
- ④ Tolerance Code
- ⑤ Pattern Code

SHAPES AND DIMENSIONS

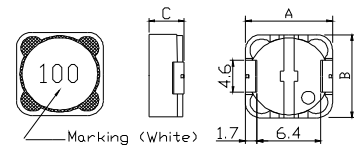
Unit:mm



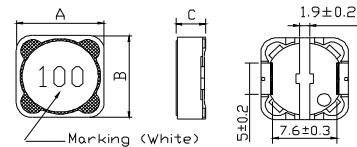
MSCDRI-63-64



MSCDRI-73-74



MSCDRI-1040



MSCDRI-124-1210

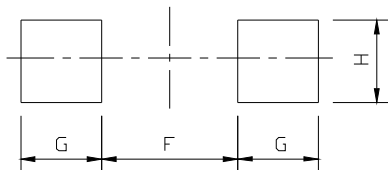
Part No.	A	B	C
MSCDRI-63	5.90± 0.3	6.20± 0.3	3.20Max.
MSCDRI-64	5.90± 0.3	6.20± 0.3	5.00Max.

Part No.	A	B	C
MSCDRI-73	7.30±0.5	7.30±0.5	3.60Max.
MSCDRI-74	7.30±0.5	7.30±0.5	4.60Max.

Part No.	A	B	C
MSCDRI-1040	10.3 Max.	10.3 Max.	4.00Max.
MSCDRI-124	12.0±0.5	12.0±0.5	5.00Max.
MSCDRI-125	12.0±0.5	12.0±0.5	6.00Max.
MSCDRI-127	12.0±0.5	12.0±0.5	8.00Max.
MSCDRI-1210	12.0±0.5	12.0±0.5	10.0Max.

LAND PATTERN DIMENSIONS

Unit:mm



Part No.	F	G	H
MSCDRI-63	4.6	1.4	1.9
MSCDRI-64	4.6	1.4	1.9
MSCDRI-73	4.8	1.6	2.4
MSCDRI-74	4.8	1.6	2.4
MSCDRI-1040	5.0	2.9	5.4
MSCDRI-124	7.0	2.8	5.4
MSCDRI-125	7.0	2.8	5.4
MSCDRI-127	7.0	2.8	5.4
MSCDRI-1210	7.0	2.8	5.4

All specifications are subject to change without notice.

