

MAZ3000 Series (MA3000 Series)

Silicon planar type

For stabilization of power supply

■ Features

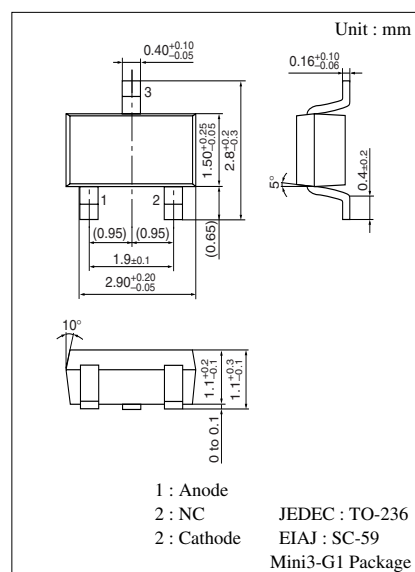
- Mini type package (3-pin)
- Allowing to achieve a high-density set
- Sharp rising performance
- Wide voltage range: $V_Z = 2.0\text{ V to }36\text{ V}$

■ Absolute Maximum Ratings $T_a = 25^\circ\text{C}$

Parameter	Symbol	Rating	Unit
Average forward current	$I_{F(AV)}$	100	mA
Instantaneous forward current	I_{FRM}	200	mA
Total power dissipation*1	P_{tot}	200	mW
Non-repetitive reverse surge power dissipation*2	P_{ZSM}	15	W
Junction temperature	T_j	150	$^\circ\text{C}$
Storage temperature	T_{stg}	-55 to +150	$^\circ\text{C}$

Note) *1 : With a printed-circuit board

*2 : $t = 100\ \mu\text{s}$, $T_j = 150^\circ\text{C}$



Marking Symbol

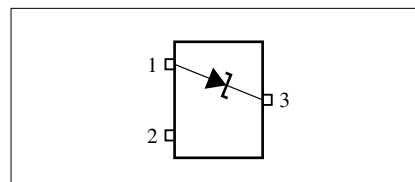
Refer to the list of the electrical characteristics within part numbers

(Example) MAZ3020: 2.0

MAZ3082-H: 8.2H

Note) L/M/H marked products will be supplied unless other wise specified

Internal Connection



■ Common Electrical Characteristics $T_a = 25^\circ\text{C}$ *1

Parameter	Symbol	Conditions	Min	Typ	Max	Unit
Forward voltage	V_F	$I_F = 10\text{ mA}$		0.8	0.9	V
Zener voltage*2	V_Z	I_Z Specified value				V
Operating resistance	R_{ZK}	I_Z Specified value				Ω
	R_Z	I_Z Specified value				Ω
Reverse current	I_{R1}	V_R Specified value				μA
	I_{R2}	V_R Specified value				μA
Temperature coefficient of zener voltage*3	S_Z	I_Z Specified value				mV/ $^\circ\text{C}$
Terminal capacitance	C_t	V_R Specified value				pF

Note) 1. Rated input/output frequency: 5 MHz

2. *1 : The V_Z value is for the temperature of 25°C . In other cases, carry out the temperature compensation.

*2 : Guaranteed at 20 ms after power application.

*3 : $T_j = 25^\circ\text{C to }150^\circ\text{C}$

Note) The part number in the parenthesis shows conventional part number.

■ Electrical characteristics within part numbers $T_a = 25^\circ\text{C}$

• $V_Z = 2.0\text{ V to } 8.2\text{ V}$ ($I_Z = 5\text{ mA}$)

Part Number	Zener voltage			Reverse current				Operating resistance				Temperature coefficient of zener voltage			Terminal capacitance		Marking Symbol
	V_Z (V) $I_Z = 5\text{ mA}$			I_{R1} (μA) V_R (V)		I_{R2} (μA) V_R (V)		R_Z (Ω) $I_Z = 5\text{ mA}$		R_{ZK} (Ω) I_Z (mA)		S_Z (mV/ $^\circ\text{C}$) $I_Z = 5\text{ mA}$			C_t (pF) ($V_R = 0\text{ V}$) $f = 1\text{ MHz}$		
	Min	Nom	Max	Max	Max	Max	Typ	Max	Typ	Max	Min	Typ	Max	Typ	Max		
MAZ3020	1.88	2.0	2.12	0.5	120	—	—	5	100	—	—	-3.5	-1.5	0	—	—	2.0
MAZ3022	2.08	2.2	2.32	0.7	120	—	—	5	100	—	—	-3.5	-1.5	0	—	—	2.2
MAZ3024	2.28	2.4	2.60	1	120	—	—	5	100	—	—	-3.5	-1.6	0	—	—	2.4
MAZ3027	2.50	2.7	2.90	1	120	—	—	5	110	—	—	-3.5	-2.0	0	—	—	2.7L or 2.7H
MAZ3027-L	2.50	2.6	2.75														2.7L
MAZ3027-H	2.65	2.8	2.90														2.7H
MAZ3030	2.80	3.0	3.20	1	50	—	—	5	120	—	—	-3.5	-2.1	0	—	—	3.0L or 3.0H
MAZ3030-L	2.80	2.9	3.05														3.0L
MAZ3030-H	2.95	3.1	3.20														3.0H
MAZ3033	3.10	3.3	3.50	1	20	—	—	5	130	—	—	-3.5	-2.4	0	—	—	3.3L or 3.3H
MAZ3033-L	3.10	3.2	3.35														3.3L
MAZ3033-H	3.25	3.4	3.50														3.3H
MAZ3036	3.40	3.6	3.80	1	10	—	—	5	130	—	—	-3.5	-2.4	0	—	—	3.6L or 3.6H
MAZ3036-L	3.40	3.5	3.65														3.6L
MAZ3036-H	3.55	3.7	3.80														3.6H
MAZ3039	3.70	3.9	4.10	1	10	—	—	5	130	—	—	-3.5	-2.5	0	—	—	3.9L or 3.9H
MAZ3039-L	3.70	3.8	3.97														3.9L
MAZ3039-H	3.87	4.0	4.10														3.9H
MAZ3043	4.00	4.3	4.60	1	10	—	—	5	130	—	—	-3.5	-2.5	0	—	—	4.3L or 4.3M or 4.3H
MAZ3043-L	4.03	4.1	4.26														4.3L
MAZ3043-M	4.17	4.3	4.40														4.3M
MAZ3043-H	4.31	4.4	4.54														4.3H
MAZ3047	4.4	4.7	5.0	1	3	—	—	50	80	1	900	-3.5	-1.4	0.2	130	180	4.7L or 4.7M or 4.7H
MAZ3047-L	4.45	4.6	4.69														4.7L
MAZ3047-M	4.59	4.7	4.83														4.7M
MAZ3047-H	4.74	4.9	4.99														4.7H
MAZ3051	4.8	5.1	5.4	2	2	—	—	40	60	1	800	-2.7	-0.8	1.2	110	160	5.1L or 5.1M or 5.1H
MAZ3051-L	4.87	5.0	5.12														5.1L
MAZ3051-M	5.0	5.1	5.26														5.1M
MAZ3051-H	5.14	5.3	5.4														5.1H
MAZ3056	5.3	5.6	6.0	2	1	—	—	15	40	1	500	-2	1.2	2.5	95	140	5.6L or 5.6M or 5.6H
MAZ3056-L	5.3	5.4	5.58														5.6L
MAZ3056-M	5.48	5.6	5.76														5.6M
MAZ3056-H	5.66	5.8	5.95														5.6H
MAZ3062	5.8	6.2	6.6	4	3	5.3	60	6	20	0.5	300	0.4	2.3	3.7	90	130	6.2L or 6.2M or 6.2H
MAZ3062-L	5.85	6.0	6.15														6.2L
MAZ3062-M	6.05	6.2	6.36														6.2M
MAZ3062-H	6.24	6.4	6.56														6.2H
MAZ3068	6.4	6.8	7.2	4	2	5.9	60	6	15	0.5	140	1.2	3	4.5	85	110	6.8L or 6.8M or 6.8H
MAZ3068-L	6.44	6.6	6.77														6.8L
MAZ3068-M	6.64	6.8	6.98														6.8M
MAZ3068-H	6.85	7.0	7.2														6.8H
MAZ3075	7.0	7.5	7.9	5	1	6.5	60	6	15	0.5	120	2.5	4	5.3	80	100	7.5L or 7.5M or 7.5H
MAZ3075-L	7.07	7.3	7.43														7.5L
MAZ3075-M	7.29	7.5	7.67														7.5M
MAZ3075-H	7.51	7.7	7.89														7.5H
MAZ3082	7.7	8.2	8.7	5	0.5	7.2	60	6	15	0.5	120	3.2	4.6	6.2	75	95	8.2L or 8.2M or 8.2H
MAZ3082-L	7.77	7.9	8.17														8.2L
MAZ3082-M	8.03	8.2	8.43														8.2M
MAZ3082-H	8.29	8.5	8.7														8.2H

■ Electrical characteristics within part numbers (continued) $T_a = 25^\circ\text{C}$

• $V_Z = 9.1\text{ V to }24\text{ V}$ ($I_Z = 5\text{ mA}$)

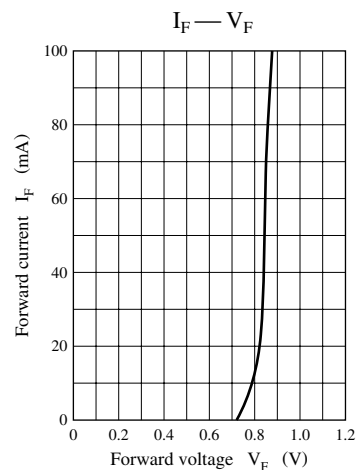
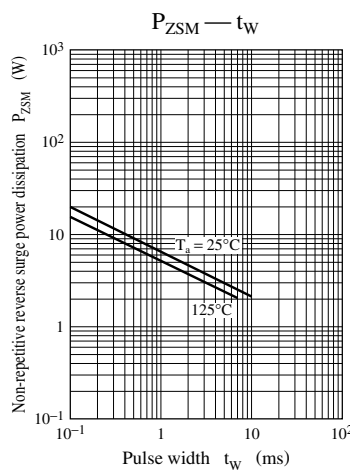
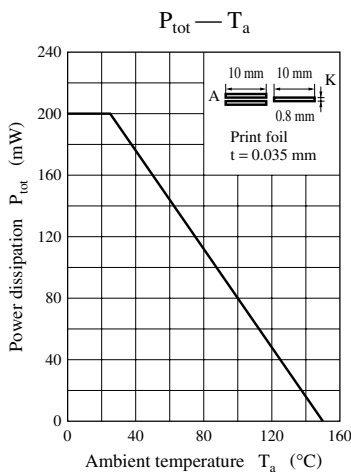
Part Number	Zener voltage			Reverse current			Operating resistance				Temperature coefficient of zener voltage			Terminal capacitance		Marking Symbol		
	V_Z (V) $I_Z = 5\text{ mA}$			I_{R1} (μA)		I_{R2} (μA)		R_Z (Ω)		R_{ZK} (Ω)		S_Z (mV/ $^\circ\text{C}$) $I_Z = 5\text{ mA}$			C_t (pF) ($V_R = 0\text{ V}$) $f = 1\text{ MHz}$			
	Min	Nom	Max	V_R (V)	Max	V_R (V)	Max	$I_Z = 5\text{ mA}$ Typ	Max	I_Z (mA)	Max	Min	Typ	Max	Typ		Max	
MAZ3091	8.5	9.1	9.6	6	0.2	8	60	6	15	0.5	130	3.8	5.5	7	70	90	9.1L or 9.1M or 9.1H	
MAZ3091-L	8.58	8.8	9.02			8											9.1L	
MAZ3091-M	8.87	9.1	9.33			8.3											9.1M	
MAZ3091-H	9.14	9.4	9.6			8.6											9.1H	
MAZ3100	9.4	10	10.6	7	0.2	8.9	60	8	20	0.5	130	4.5	6.4	8	70	90	10L or 10M or 10H	
MAZ3100-L	9.44	9.7	9.92			8.9											10L	
MAZ3100-M	9.75	10	10.25			9.2											10M	
MAZ3100-H	10.07	10.3	10.59			9.5											10H	
MAZ3110	10.4	11	11.6	7	0.1	9.9	60	10	20	0.5	170	5.4	7.4	9	65	85	11L or 11M or 11H	
MAZ3110-L	10.4	10.7	10.94			9.9											11L	
MAZ3110-M	10.73	11	11.28			10.2											11M	
MAZ3110-H	11.05	11.3	11.6			10.5											11H	
MAZ3120	11.4	12	12.7	8	0.1	10.9	60	10	25	0.5	170	6	8.4	10	65	85	12L or 12M or 12H	
MAZ3120-L	11.4	11.7	11.96			10.9											12L	
MAZ3120-M	11.73	12	12.33			11.2											12M	
MAZ3120-H	12.06	12.3	12.68			11.5											12H	
MAZ3130	12.4	13	14.1	9	0.1	11.9	60	10	30	0.5	170	7	9.4	11	60	80	13L or 13M or 13H	
MAZ3130-L	12.4	12.7	12.99			11.9											13L	
MAZ3130-M	12.73	13	13.4			12.2											13M	
MAZ3130-H	13.25	13.7	14.08			12.7											13H	
MAZ3140-M	13.65	14	14.35	10	0.05	13.1	60	10	30	0.5	170	7	10	13	60	80	14M	
MAZ3150	13.9	15	15.6			13.4											15L or 15M or 15H	
MAZ3150-L	13.9	14.3	14.76			13.4												15L
MAZ3150-M	14.6	15	15.35			14.1												15M
MAZ3150-H	14.95	15.3	15.6	14.4	15H													
MAZ3160	15.3	16	17.1	11	0.05	14.8	60	10	40	0.5	170	10.4	12.4	14	52	75	16L or 16M or 16H	
MAZ3160-L	15.3	15.7	16.09			14.8											16L	
MAZ3160-M	15.7	16	16.5			15.2											16M	
MAZ3160-H	16.26	16.7	17.1			15.7											16H	
MAZ3180	16.9	18	19.1	13	0.05	16.4	60	10	45	0.5	170	12.4	14.4	16	47	70	18L or 18M or 18H	
MAZ3180-L	16.9	17.3	17.76			16.4											18L	
MAZ3180-M	17.55	18	18.45			17											18M	
MAZ3180-H	18.2	18.7	19.1			17.7											18H	
MAZ3200	18.8	20	21.2	14	0.05	18.3	60	15	55	0.5	180	14.4	16.4	18	36	60	20L or 20M or 20H	
MAZ3200-L	18.85	19.3	19.81			18.3											20L or 20M or 20H	
MAZ3200-M	19.50	20	20.5			19											20M	
MAZ3200-H	20.15	20.7	21.19			19.6											20H	
MAZ3220	20.8	22	23.3	15	0.05	20.3	60	20	55	0.5	180	16.4	18.4	20	34	60	22L or 22M or 22H	
MAZ3220-L	20.8	21.3	21.86			20.3											22L	
MAZ3220-M	21.45	22	22.55			20.9											22M	
MAZ3220-H	22.1	22.7	23.24			21.6											22H	
MAZ3240	22.8	24	25.6	17	0.05	22.3	60	25	70	0.5	180	18.4	20.4	22	33	55	24L or 24M or 24H	
MAZ3240-L	22.8	23.3	23.97			22.3											24L	
MAZ3240-M	23.5	24	24.7			23											24M	
MAZ3240-H	24.35	25	25.6			23.8											24H	

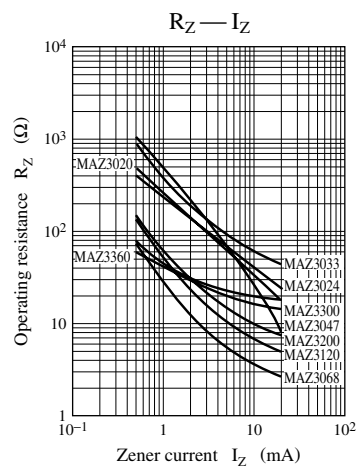
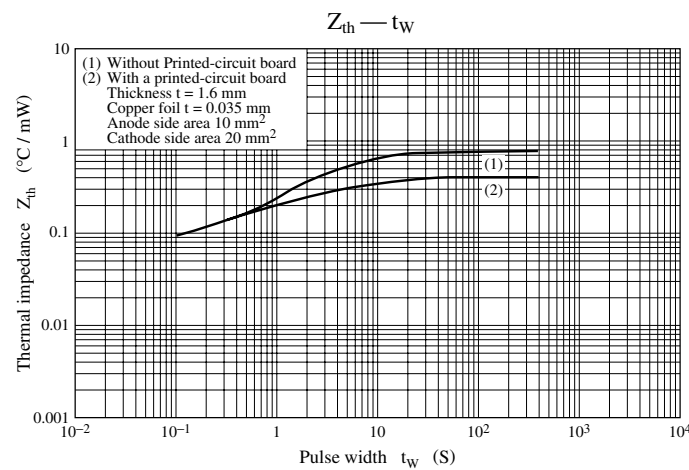
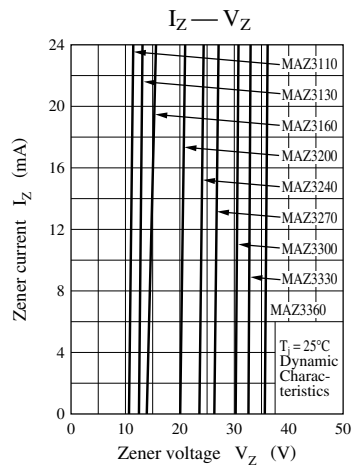
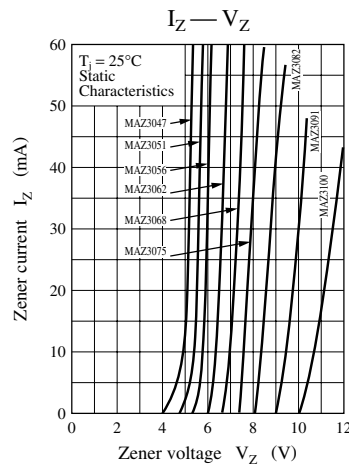
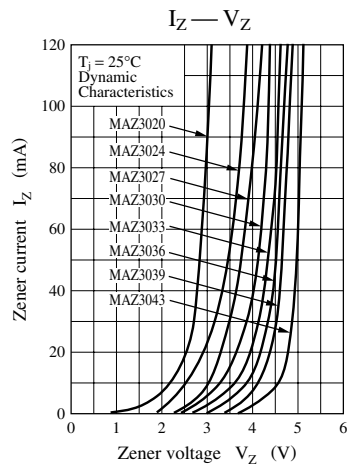
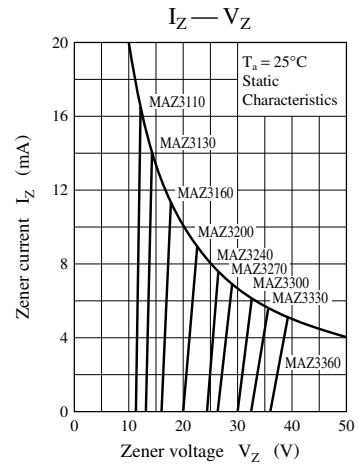
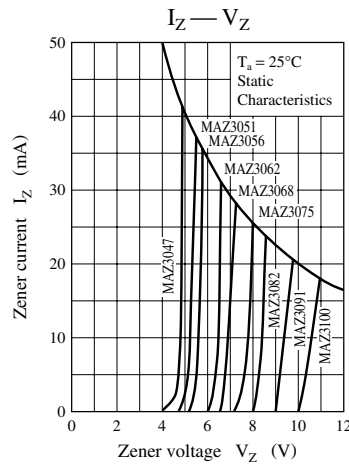
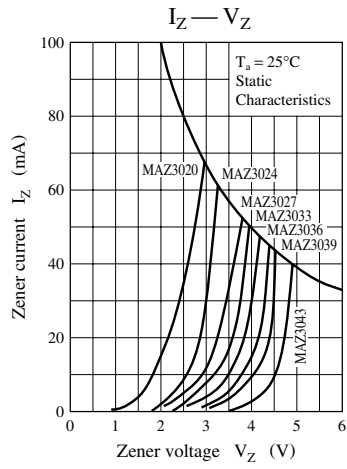
■ Electrical characteristics within part numbers (continued) $T_a = 25^\circ\text{C}$

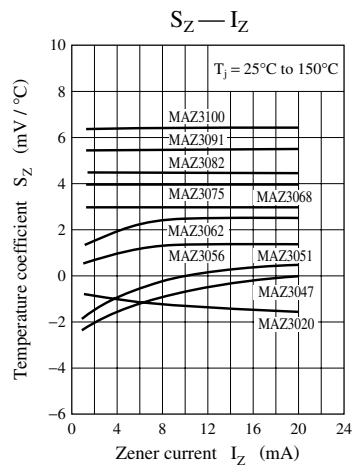
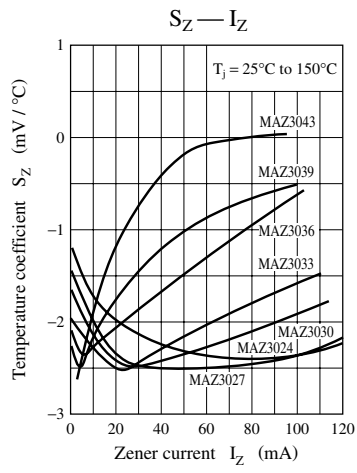
• $V_Z = 27\text{ V to } 36\text{ V}$ ($I_Z = 2\text{ mA}$)

Part Number	Zener voltage			Reverse current			Operating resistance				Temperature coefficient of zener voltage			Terminal capacitance		Marking Symbol	
	V_Z (V)			I_{R1} (μA)		I_{R2} (μA)	R_Z (Ω)		R_{ZK} (Ω)		S_Z (mV/ $^\circ\text{C}$)			C_t (pF)			
	Min	Nom	Max	V_R (V)	Max	V_R (V)	Max	Typ	Max	I_Z (mA)	Max	Min	Typ	Max	Typ		Max
MAZ3270	25.1	27	28.9	19	0.05	24.8	60	25	80	0.5	200	21.4	23.4	25.3	30	50	27L or 27M or 27H
MAZ3270-L	25.3	26	26.7			24.8											27L
MAZ3270-M	26.3	27	27.7			25.8											27M
MAZ3270-H	27.3	28	28.7			26.8											27H
MAZ3300	28	30	32	21	0.05	27.8	60	30	80	0.5	200	24.4	26.6	29.4	27	50	30L or 30M or 30H
MAZ3300-L	28.3	29	29.7			27.8											30L
MAZ3300-M	29.3	30	30.8			28.8											30M
MAZ3300-H	30.2	31	31.8			29.7											30H
MAZ3330	31	33	35	23	0.05	30.7	60	35	80	0.5	200	27.4	29.7	33.4	25	45	33L or 33M or 33H
MAZ3330-L	31.2	32	32.8			30.7											33L
MAZ3330-M	32.2	33	33.8			31.7											33M
MAZ3330-H	33.2	34	34.9			32.7											33H
MAZ3360	34	36	38	25	0.05	33.6	60	35	90	0.5	200	30.4	33	37.4	23	45	36L or 36M or 36H
MAZ3360-L	34.1	35	35.9			33.6											36L
MAZ3360-M	35.1	36	36.9			34.6											36M
MAZ3360-H	36.1	37	37.9			35.6											36H

- Note) 1. The V_Z value is the one after power application for 20 ms at $T_a = 25^\circ\text{C}$.
 2. The zener voltage temperature coefficient is the one for $T_j = 25^\circ\text{C}$ to 150°C .







Request for your special attention and precautions in using the technical information and semiconductors described in this material

- (1) An export permit needs to be obtained from the competent authorities of the Japanese Government if any of the products or technologies described in this material and controlled under the "Foreign Exchange and Foreign Trade Law" is to be exported or taken out of Japan.
- (2) The technical information described in this material is limited to showing representative characteristics and applied circuit examples of the products. It does not constitute the warranting of industrial property, the granting of relative rights, or the granting of any license.
- (3) The products described in this material are intended to be used for standard applications or general electronic equipment (such as office equipment, communications equipment, measuring instruments and household appliances).
Consult our sales staff in advance for information on the following applications:
 - Special applications (such as for airplanes, aerospace, automobiles, traffic control equipment, combustion equipment, life support systems and safety devices) in which exceptional quality and reliability are required, or if the failure or malfunction of the products may directly jeopardize life or harm the human body.
 - Any applications other than the standard applications intended.
- (4) The products and product specifications described in this material are subject to change without notice for reasons of modification and/or improvement. At the final stage of your design, purchasing, or use of the products, therefore, ask for the most up-to-date Product Standards in advance to make sure that the latest specifications satisfy your requirements.
- (5) When designing your equipment, comply with the guaranteed values, in particular those of maximum rating, the range of operating power supply voltage and heat radiation characteristics. Otherwise, we will not be liable for any defect which may arise later in your equipment.
Even when the products are used within the guaranteed values, redundant design is recommended, so that such equipment may not violate relevant laws or regulations because of the function of our products.
- (6) When using products for which dry packing is required, observe the conditions (including shelf life and after-unpacking standby time) agreed upon when specification sheets are individually exchanged.
- (7) No part of this material may be reprinted or reproduced by any means without written permission from our company.

Please read the following notes before using the datasheets

- A. These materials are intended as a reference to assist customers with the selection of Panasonic semiconductor products best suited to their applications.
Due to modification or other reasons, any information contained in this material, such as available product types, technical data, and so on, is subject to change without notice.
Customers are advised to contact our semiconductor sales office and obtain the latest information before starting precise technical research and/or purchasing activities.
- B. Panasonic is endeavoring to continually improve the quality and reliability of these materials but there is always the possibility that further rectifications will be required in the future. Therefore, Panasonic will not assume any liability for any damages arising from any errors etc. that may appear in this material.
- C. These materials are solely intended for a customer's individual use.
Therefore, without the prior written approval of Panasonic, any other use such as reproducing, selling, or distributing this material to a third party, via the Internet or in any other way, is prohibited.