

# Base/Gate Driver Transformers

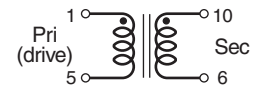


- Lower cost than toroidal equivalents
- Frequency range of 10 - 250 kHz and up
- Industry standard pin centers
- VDE, IEC, UL, CSA compliant
- 3750 Vrms isolation between windings
- Constructed with UL approved Class 130°C insulation system (UL File E83628)

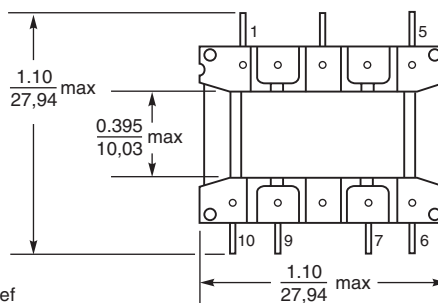
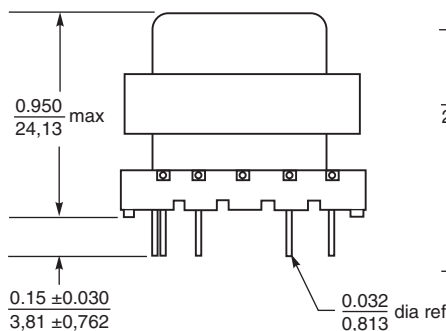
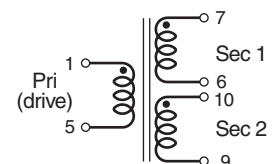
	SD250-1L	SD250-2L	SD250-3L	SD250-4L
Turns ratio (pri : sec)	1 : 1	1 : 1.5	1 : 1 : 1	1 : 1.5 : 1.5
<b>Primary winding</b>				
Inductance (min) <sup>1</sup>	1.5 mH	1.5 mH	1.5 mH	1.5 mH
Leakage inductance (max) <sup>1</sup>	4.0 $\mu$ H	4.0 $\mu$ H	4.0 $\mu$ H	4.0 $\mu$ H
DCR	0.4 $\Omega$	0.4 $\Omega$	0.4 $\Omega$	0.4 $\Omega$
Volt-time product	375 V- $\mu$ sec	375 V- $\mu$ sec	375 V- $\mu$ sec	375 V- $\mu$ sec
<b>Secondary winding(s)</b>				
Capacitance, pri to sec (max)	50 pF	50 pF	50 pF	50 pF
DCR, each section (max)	0.75 $\Omega$	2.5 $\Omega$	0.75 $\Omega$	2.5 $\Omega$

1. Measured at 1 Vrms, 15.75 kHz.
2. Operating temperature range -40°C to +85°C.
3. Electrical specifications at 25°C.

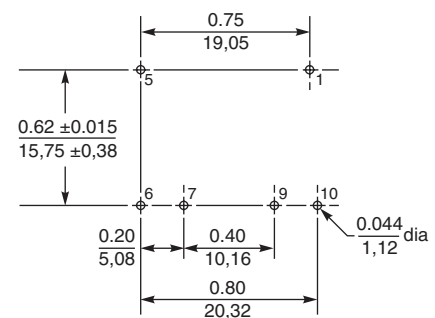
SD250-1 and 250-2



SD250-3 and 250-4



Recommended board layout



Pins 7 and 9 are not present on SD250-1 and SD250-2

**Weight:** 15.6 – 16.8 g  
**Termination:** Tin-silver over tin over copper  
**Packaging:** 49 per tray

## Coilcraft®

Specifications subject to change without notice.  
 Please check our website for latest information.

Document 130 Revised 10/26/06

1102 Silver Lake Road Cary, Illinois 60013 Phone 847/639-6400 Fax 847/639-1469

E-mail [info@coilcraft.com](mailto:info@coilcraft.com) Web <http://www.coilcraft.com>