

# 2.50mm (0.098") PITCH CONNECTOR



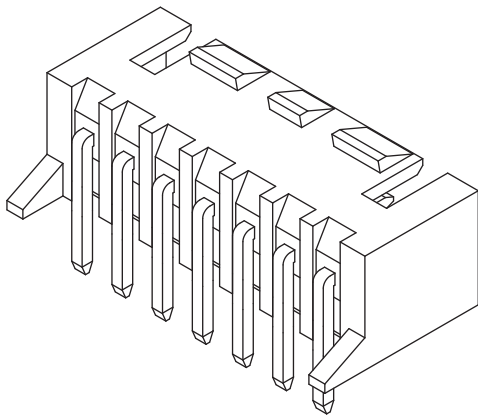
www.DataSheet4U.com

Wire-to-Board  
Wafer

**SMAW250G Series**

**DIP**

**Right Angle**

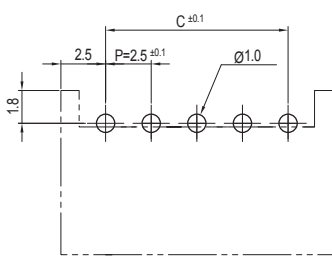
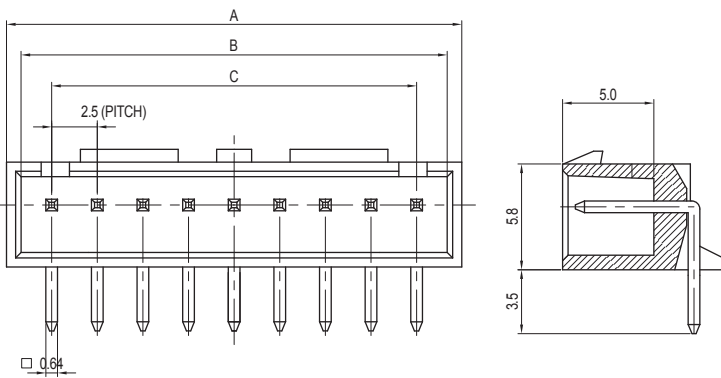
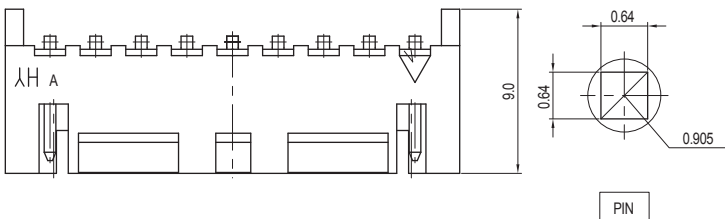


## Material

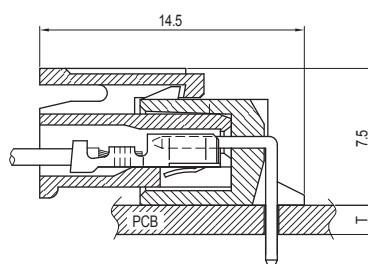
I/NO	DESCRIPTION	TITLE	MATERIAL
1	WAFER	SMAW250-NNG	PA66, UL94 V Grade
2	PIN		Brass & Tin-Plated

## Available Pin

PARTS NO.	A	B	C
SMAW250-02G	7.50	5.90	2.5
SMAW250-03G	10.00	8.40	5.0
SMAW250-04G	12.50	10.90	7.5
SMAW250-05G	15.00	13.40	10.0
SMAW250-06G	17.50	15.90	12.5
SMAW250-07G	20.00	18.40	15.0
SMAW250-08G	22.50	20.90	17.5
SMAW250-09G	25.00	23.40	20.0
SMAW250-10G	27.50	25.90	22.5
SMAW250-11G	30.00	28.40	25.0
SMAW250-12G	32.50	30.90	27.5
SMAW250-13G	35.00	33.40	30.0
SMAW250-14G	37.50	35.90	32.5
SMAW250-15G	40.00	38.40	35.0



PCB LAYOUT



PCB ASSY

## Specification

ITEM	SPEC
Voltage Rating	AC/DC 250V
Current Rating	AC/DC 3A
Operating Temperature	-25°C~+85°C
Contact Resistance	30mΩ MAX
Withstanding Voltage	AC1000V/1min
Insulation Resistance	1000MΩ MIN
Applicable Wire	-
Applicable P.C.B	1.2~1.6mm
Applicable FPC/FFC	-
Solder Height	-
Crimp Tensile Strength	-
UL FILE NO	E108706