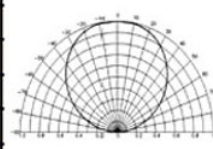
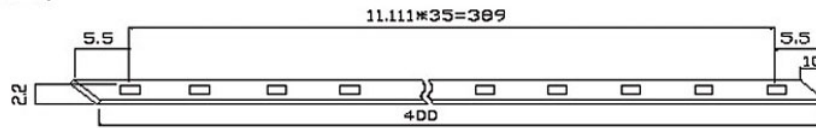


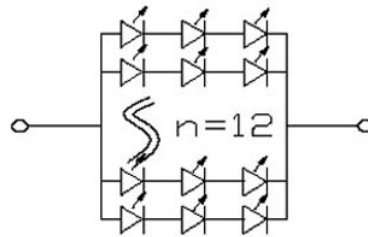


Input Voltage	DC 12V	DC 24V	IV(mcd)	λd (nm)	Viewing Angle
Type	Current	Current			
LS400L-SC2-XXX	280	280	220	625:RED	120 
LS400L-FC2-XXX	280	280	460	515:GREEN	
LS400L-BC2-XXX	280	280	210	470:BLUE	
LS400L-VC2-XXX	280	280	510	593:YELLOW	
LS400L-WC2-XXX	280	280	820	CIE X=0.31 Y=0.34:WHITE	
LS400L-SC1-XXX	280	280	120	632:RED	
LS400L-FC1-XXX	280	280	350	515:GREEN	
LS400L-BC1-XXX	280	280	100	470:BLUE	
LS400L-VC1-XXX	280	280	135	593:YELLOW	
LS400L-WC1-XXX	280	280	730	CIE X=0.31 Y=0.36:WHITE	

Dimensions:



Circuit layout:



Power Dissipation:


12V=3.3W

24V=6.8W

SPECIFICATIONS:

- Length: 400 mm
(other lengths available: 100mm, 200mm, 300mm)
- Flex PCB
- PLCC-2 package SMT LED (Ferna L3S3XX Series)
- Part Number Coding: LS400L-XXX - XXX
(COLOR) (VOLTAGE)

LS400L-SC2-XXX



LS400L-FC2-XXX

