

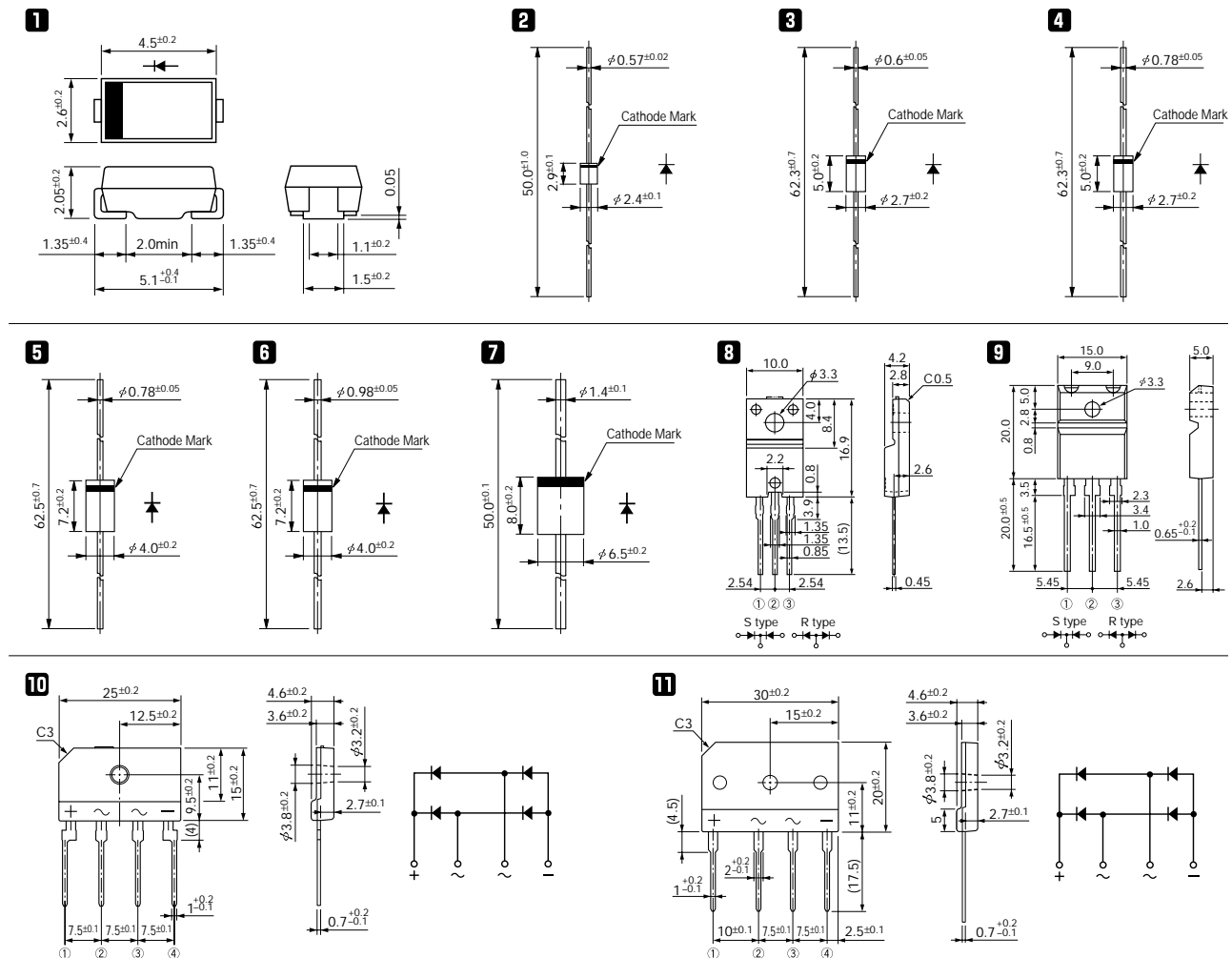
Rectifier Diodes

200V

V _{RM} (V)	Package	Part Number	I _F (A) () is with Heatsink	I _{FSM} (A)	T _j (°C)	T _{stg} (°C)	V _F (V) max	I _F (A)	I _R (μA)	I _R (H) (μA)	R _{th(j-l)} (°C/W)	R _{th(j-c)} (°C/W)	Mass (g)	Fig. No.	Page where characteristic curve is shown
				50Hz Half-cycle Sinewave Single Shot					V _R = V _{RM} max	V _R = V _{RM} max					
200	Surface Mount	SFPM-52	0.9	30	-40 to +150	1.0	1.0	10	50	100	20	0.072	1	48	
		SFPM-62	1.0	45	-40 to +150	0.98	1.0	10	50	100	20	0.072			
	Axial	AM01Z	1.0	35	-40 to +150	0.98	1.0	10	50	100	22	0.13	2	48	
		EM01Z	1.0	45	-40 to +150	0.97	1.0	10	50	100	20	0.2			
		EM 1Z	1.0	45	-40 to +150	0.97	1.0	10	50	100	17	0.3			
		RM 1Z	1.0	50	-40 to +150	0.95	1.0	5	50	100	15	0.4			
		RM 10Z	1.5	120	-40 to +150	0.91	1.5	10	50	100	15	0.4			
		RO 2Z	1.2	80	-40 to +150	0.92	1.5	10	50	100	12	0.61			
		RM 2Z	1.2	100	-40 to +150	0.91	1.5	10	50	100	12	0.6			
	Center-tap	FMM-22S, R	10	100	-40 to +150	1.1	5.0	10	100	100	4.0	2.1	8	50	
		FMM-32S, R	20	120	-40 to +150	1.1	10	10	100	100	2.0	5.5			
	Bridge	RBV-402	4.0	80	-40 to +150	1.05	2.0	10	100	100	5.0	4.05	10	51	
		RBV-602	6.0	120	-40 to +150	1.0	3.0	10	100	100	3.0	6.45			
		RBV-4102	10	80	-40 to +150	1.1	5.0	10	100	150 (Tj)	2.0	4.05			

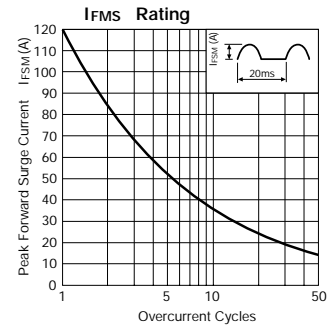
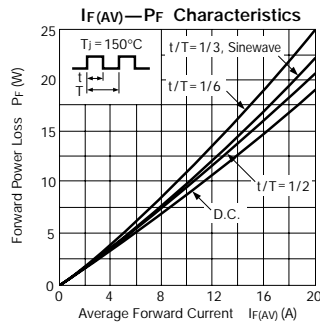
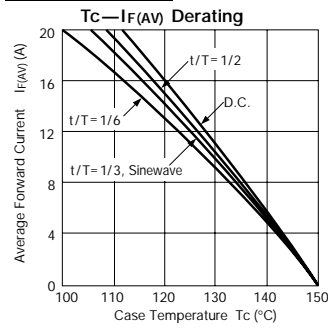
External Dimensions

Flammability: UL94V-0 or Equivalent (Unit: mm)

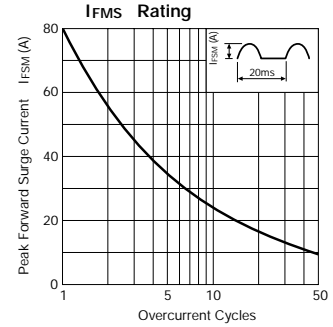
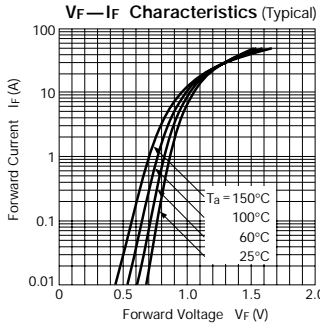
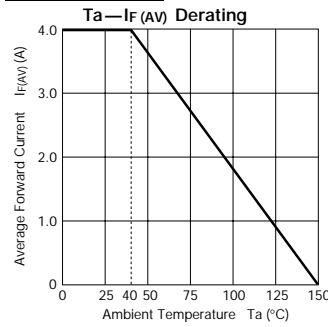


Characteristic Curves Rectifier Diodes

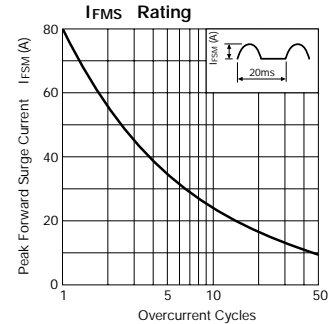
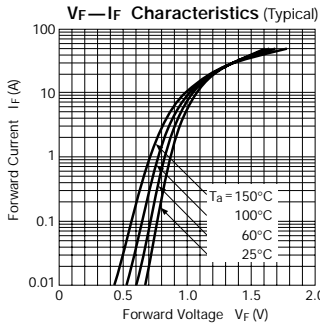
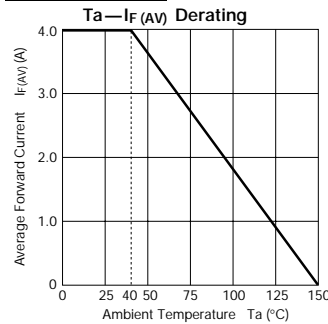
FMM-3 series



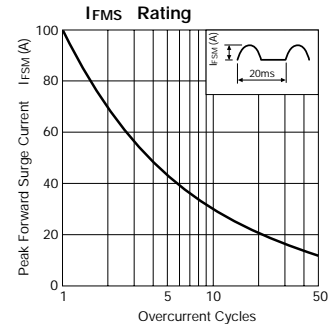
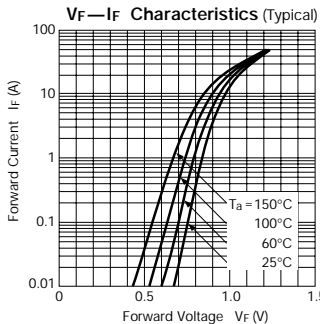
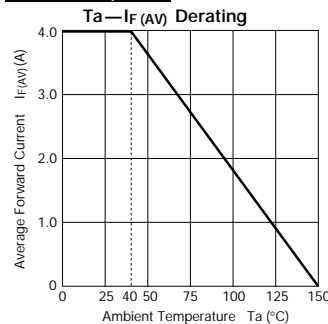
RBV-401, 402



RBV-404, 406



RBV-408, 40C



RBV-406M

