

Rectifier Diodes

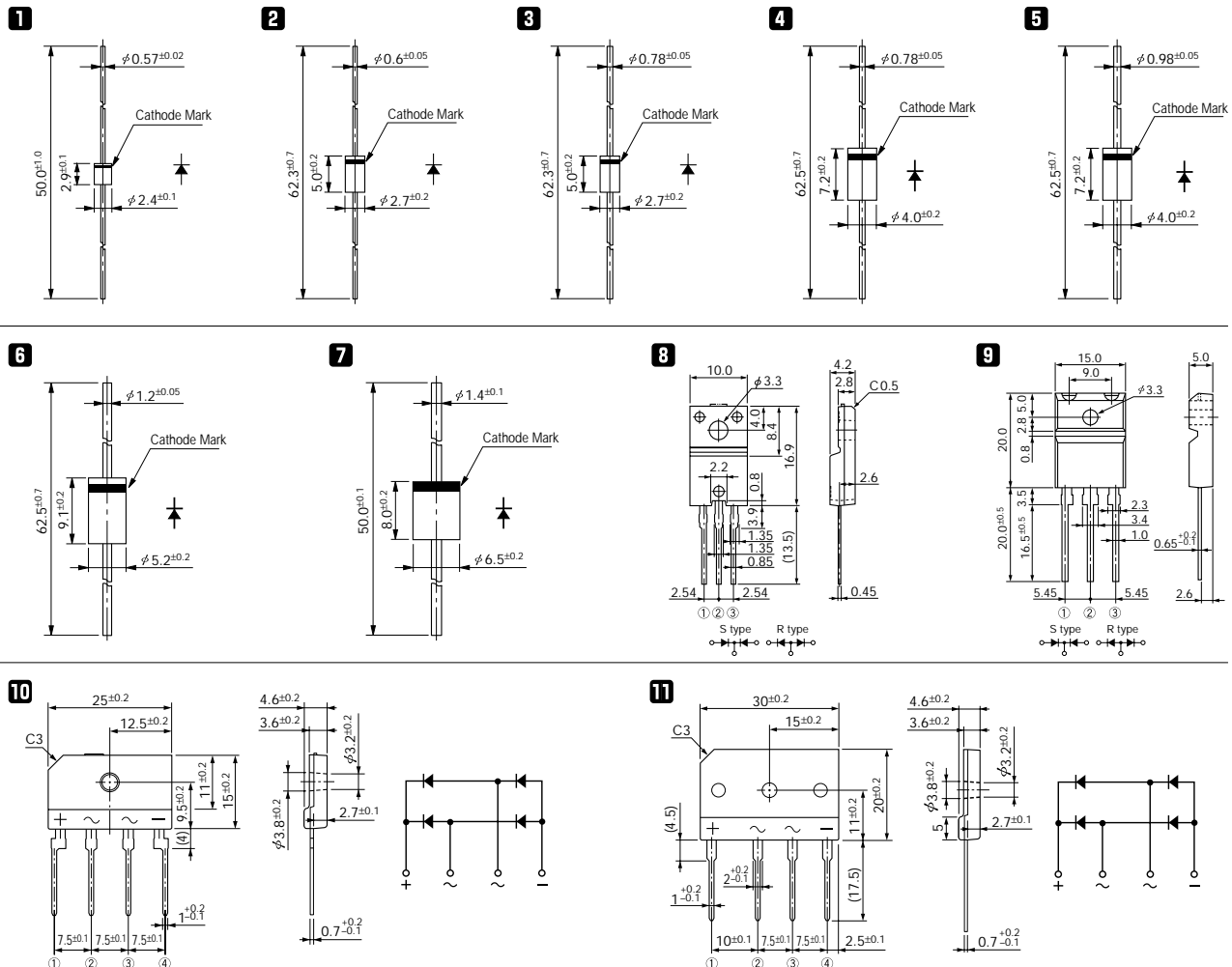
600V

V _{RM} (V)	Package	Part Number	I _F (A) () is with Heatsink	I _{FSM} (A)	T _J (°C)	T _{stg} (°C)	V _F (V) max	I _F (A)	I _R (μA)	I _R (H) (μA)	R _{th(j-l)} (°C/W)	R _{th(j-c)} (°C/W)	Mass (g)	Fig. No.	Page where characteristic curve is shown	
				50Hz Half-cycle Sinewave Single Shot					V _R = V _{RM} max	V _R = V _{RM} max						T _a (°C)
600	Axial	AM01A	1.0	35	-40 to +150	0.98	1.0	10	50	100	22	0.13	1	48		
		EM01A	1.0	45	-40 to +150	0.97	1.0	10	50	100	20	0.2	2			
		EM 1A	1.0	45	-40 to +150	0.97	1.0	10	50	100	17	0.3	3			
		RM 1A	1.0	50	-40 to +150	0.95	1.0	5	50	100	15	0.4	4			
		EM 2A	1.2	80	-40 to +150	0.92	1.2	10	50	100	17	0.3	3			
		RM 11A	1.2	100	-40 to +150	0.92	1.5	10	50	100	15	0.4	4			
		RM 10A	1.2	150	-40 to +150	0.91	1.5	10	50	100	15	0.4	4			
		RM 2A	1.2	100	-40 to +150	0.91	1.5	10	50	100	12	0.6	5			
		RO 2A	1.2	80	-40 to +150	0.92	1.5	10	50	100	12	0.61	5			
		RM 3A	2.5	150	-40 to +150	0.95	2.5	10	100	100	10	1.0	6			
	Center-tap	RM 4A	1.7 (3.0)	200	-40 to +150	0.95	3.0	10	50	100	8	1.2	7	50		
		RM 4AM	1.8 (3.2)	350	-40 to +150	0.92	3.5	10	50	100	8	1.2	7			
		FMM-26S, R	10	100	-40 to +150	1.1	5.0	10	100	100	4.0	2.1	8			
		FMM-36S, R	20	120	-40 to +150	1.1	10	10	100	100	2.0	5.5	9			
		Bridge	RBV-406	4.0	80	-40 to +150	1.1	2.0	10	100	100	5.0	4.05		10	51
			RBV-406H	4.0	120	-40 to +150	0.92	2.0	10	100	100	5.0	4.05		10	
			RBV-406M	4.0	120	-40 to +150	1.0	2.0	10	100	100	5.0	4.05		10	
			RBV-606	6.0	120	-40 to +150	1.05	3.0	10	100	100	3.0	6.45		11	
			RBV-606H	6.0	140	-40 to +150	1.05	3.0	10	200	100	3.0	6.45		11	
			RBV-4086H	8.0	120	-40 to +150	1.1	4.0	10	100	100 (T _J)	2.0	4.05		10	
RBV-4106M	10		120	-40 to +150	1.0	5.0	10	100	100	2.0	4.05	10				
RBV-1306	13		80	-40 to +150	1.2	6.5	10	100	100	1.5	6.45	11				
RBV-1506S	15		150	-40 to +150	1.1	7.5	10	200	100	1.5	6.45	11				
RBV-1506J	15		150	-40 to +175	1.1	7.5	10	200	150 (T _J)	1.5	6.45	11				
RBV-1506	15	200	-40 to +150	1.05	7.5	50	200	100	1.5	6.45	11					
RBV-2506	25	350	-40 to +150	1.05	12.5	50	200	100	1.5	6.45	11					

External Dimensions

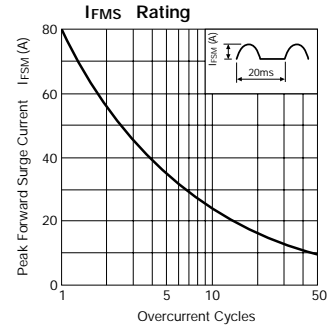
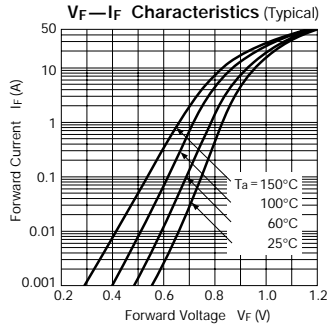
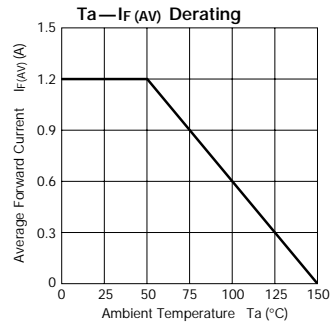
Flammability: UL94V-0 or Equivalent (Unit: mm)

* : Under development

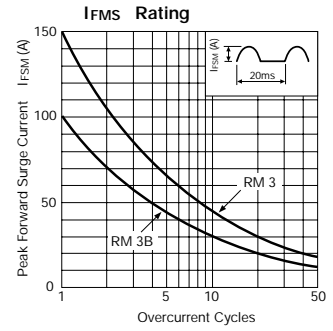
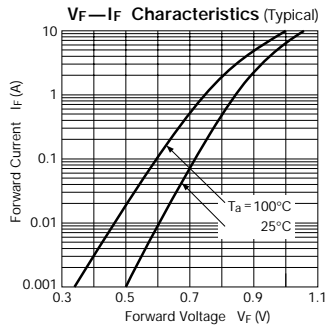
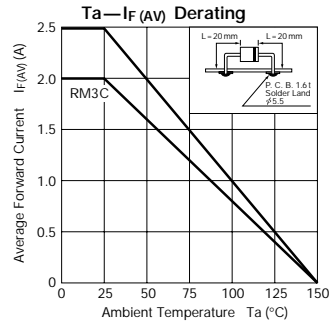


Characteristic Curves Rectifier Diodes

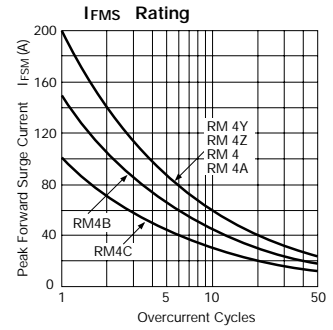
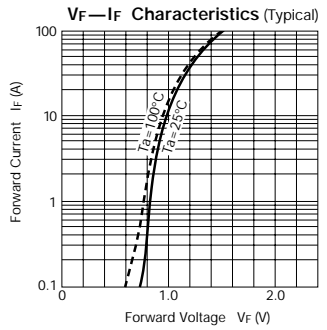
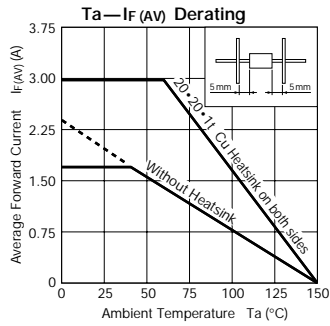
RO 2 series



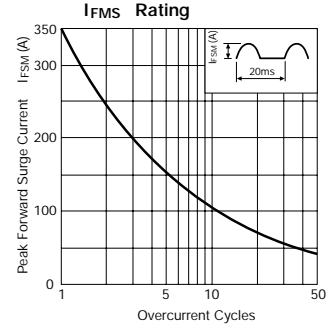
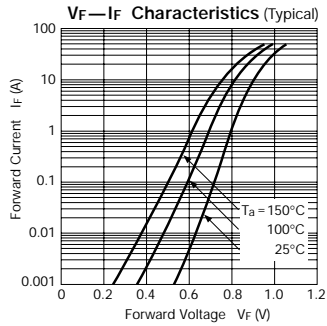
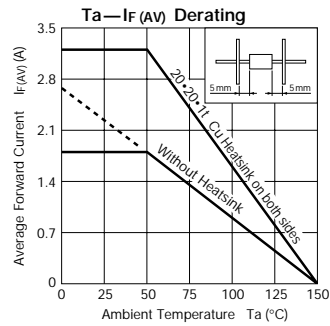
RM 3 series



RM 4 series



RM 4M series



FMM-2 series

