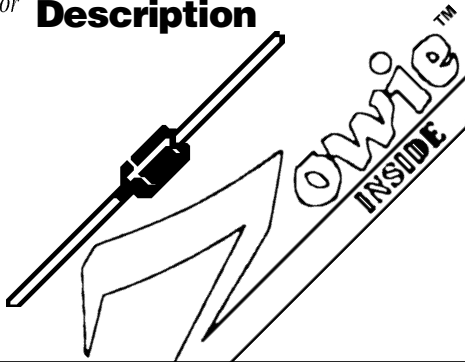


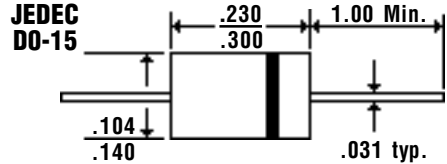


1.5 Amp Glass Passivated Sintered Fast Switching Rectifiers

Description



Mechanical Dimensions



RGZ15A . . . 15M Series

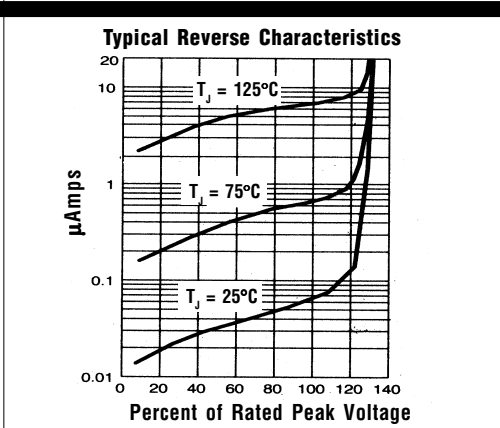
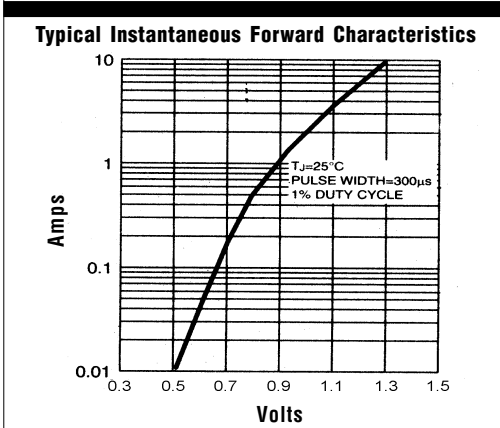
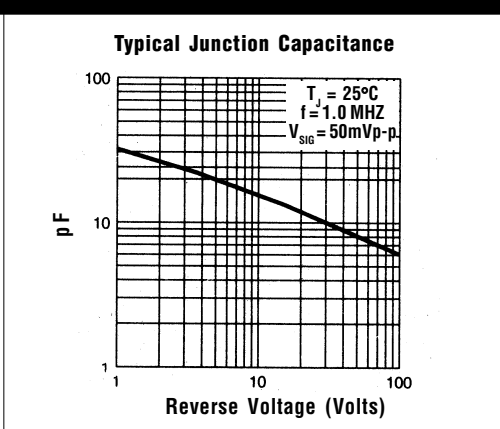
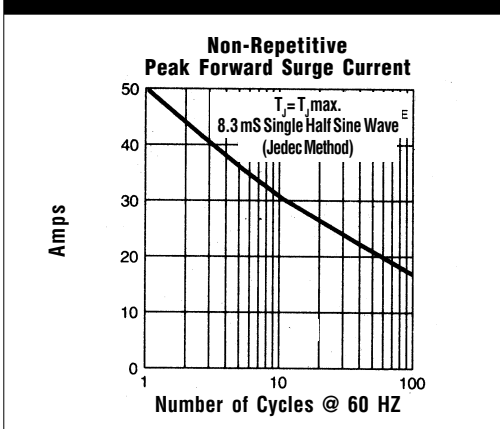
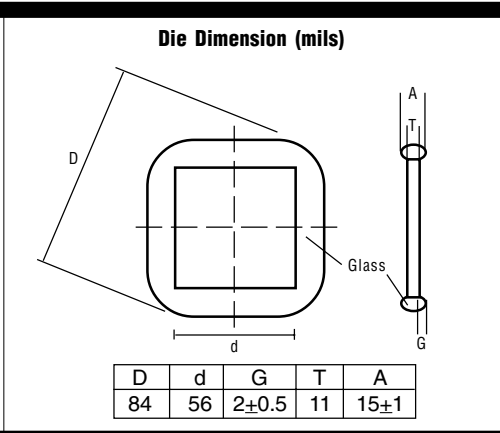
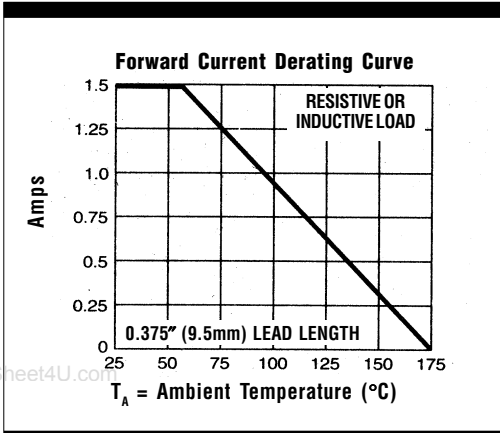
Features

- **LOWEST COST FOR GLASS SINTERED FAST SWITCHING CONSTRUCTION**
- **LOWEST V_F FOR GLASS SINTERED FAST SWITCHING CONSTRUCTION**
- **TYPICAL $I_R < 100$ nAmps**
- **1.5 AMP OPERATION @ $T_A = 55^\circ\text{C}$, WITH NO THERMAL RUNAWAY**
- **SINTERED GLASS CAVITY-FREE JUNCTION**

Electrical Characteristics @ 25°C.	RGZ15A . . . 15M Series							Units
Maximum Ratings	15A	15B	15D	15G	15J	15K	15M	
Peak Repetitive Reverse Voltage... V_{RRM}	50	100	200	400	600	800	1000	Volts
RMS Reverse Voltage... $V_{R(rms)}$	35	70	140	280	420	560	700	Volts
DC Blocking Voltage... V_{DC}	50	100	200	400	600	800	1000	Volts
Average Forward Rectified Current... $I_{F(av)}$ Current 3/8" Lead Length @ $T_A = 55^\circ\text{C}$	1.5							Amps
Non-Repetitive Peak Forward Surge Current... I_{FSM} 8.3mS, 1/2 Sine Wave Superimposed on Rated Load	50							Amps
Forward Voltage @ Rated Forward Current and 25°C... V_F	1.2							Volts
Full Load Reverse Current... $I_R(av)$ Full Cycle Average @ $T_A = 55^\circ\text{C}$	100							μAmps
DC Reverse Current... $I_{R(max)}$ @ Rated DC Blocking Voltage	$T_A = 25^\circ\text{C}$			$T_A = 150^\circ\text{C}$				μAmps
Typical Junction Capacitance... C_J (Note 1)	25							pF
Maximum Thermal Resistance... $R_{\theta JA}$ (Note 2)	30							°C/W
Maximum Reverse Recovery Time... t_{RR} (Note 3)	< 150 > 250 < 500 >							nS
Operating & Storage Temperature Range... T_J, T_{STRG}	-65 to 175							°C

1.5 Amp Glass Passivated Sintered Fast Switching Rectifiers

RGPZ15A . . . 15M Series



Ratings at 25 Deg. C ambient temperature unless otherwise specified.

Single Phase Half Wave, 60 HZ Resistive or Inductive Load.

For Capacitive Load, Derate Current by 20%.

- NOTES:**
1. Measured @ 1 MHz and applied reverse voltage of 4.0V.
 2. Thermal Resistance from Junction to Ambient at 3/8" Lead Length, P.C. Board Mounted.
 3. Reverse Recovery Condition $I_F = 0.5\text{A}$, $I_R = 1.0\text{A}$, $I_{RR} = 0.25\text{A}$.