



Small Profile Drop-In Isolator



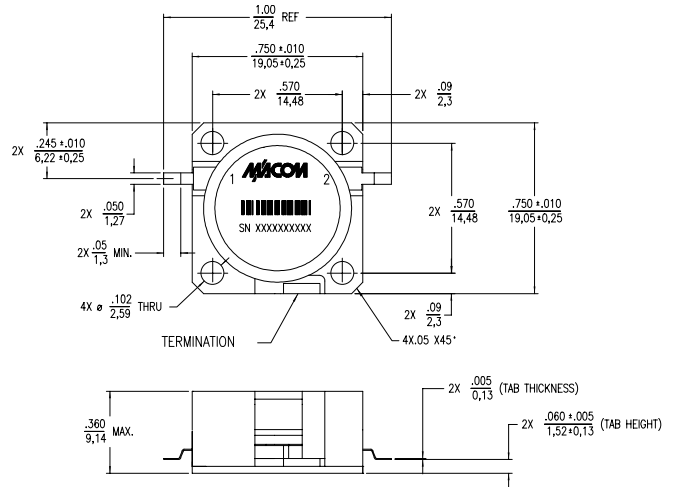
Features

- 24 dB Isolation Typical, 0.25 dB Insertion Loss Typical
- Custom Products Available with Alternate Configurations such as Couplers, Attenuators, Higher Power Terminations, Reverse Circulation and Termination on Ports 1 or 2
- Available as Custom Product Without Flange for Surface Mount Applications (Solder Reflow)
- Designed for Wireless Telecommunications Systems: AMPS, N-AMPS, D-AMPS

Description

M/A-COM's drop-in circulators and isolators, designed for cellular applications, feature high performance at low cost. These designs offer the best isolation per insertion loss ratio in the industry and are currently produced in the tens of thousands of pieces per year. These units can be ordered so as to be compatible with solder reflow manufacturing techniques. Both circulators and isolators are in stock at all authorized M/A-COM distributors.

FR42



Part Number	Frequency Range (MHz)
FR42-0001	869 – 894
FR42-0002	925 – 960
FR42-0003	1805 – 1880
FR42-0004	1930 – 1990
FR42-0005	824 – 849
FR42-0006	880 – 915
FR42-0007	1710 – 1785
FR42-0008	1850 – 1910

Electrical Specifications

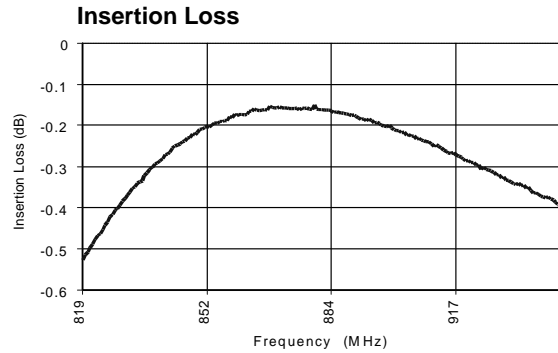
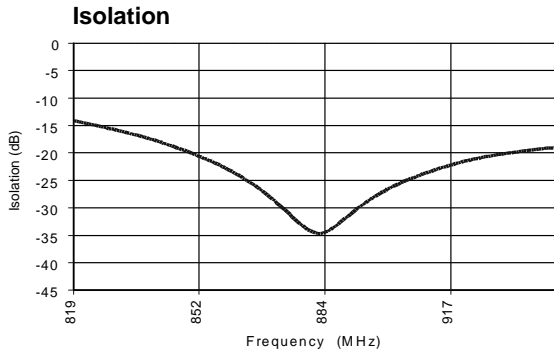
Parameter	Units	-10 to +60° C			-30 to +85° C		
		Min.	Typ.	Max.	Min.	Typ.	Max.
Isolation	dB	22	24	—	20	22	—
Insertion Loss	dB	—	0.25	0.3	—	0.30	0.35
Forward Power	Watts	—	—	65	—	—	65
Reflected Power	Watts	—	—	30	—	—	36
VSWR	—	—	—	1.20	—	—	1.22

V2.00

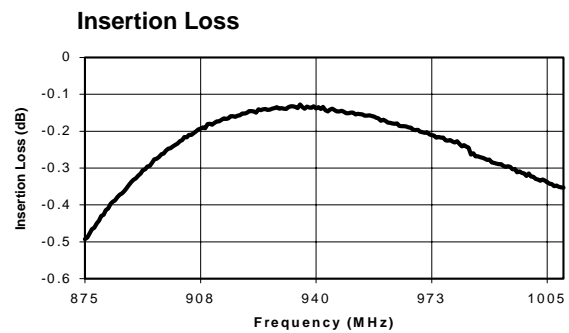
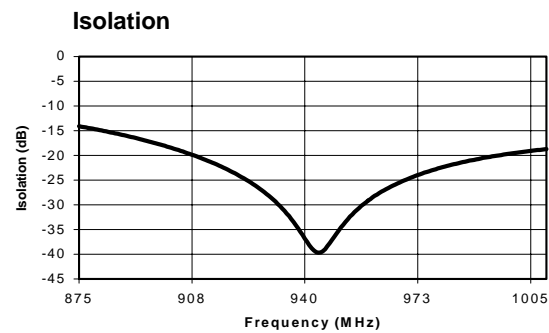


Typical Performance, T = +25°C

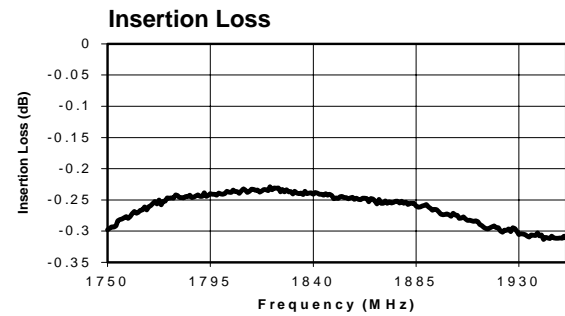
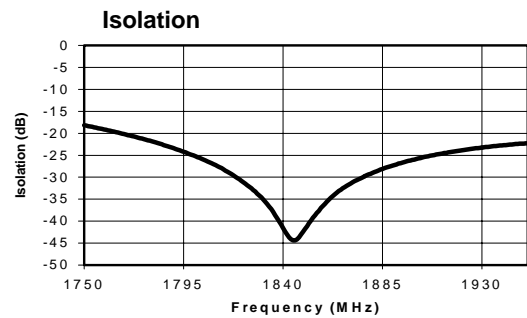
FR42-0001



FR42-0002



FR42-0003



FR42-0004

