


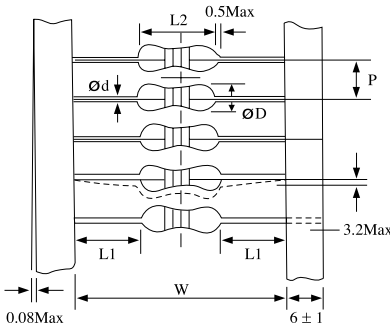
# CR SERIES

## FIXED CARBON FILM RESISTORS



### FEATURES

- Industry's lowest cost and widest selection
- Excellent long-time stability
- Miniature size(CRS 1/2W) result in 50% space saving
- Coating Color: Brown (CR 1/8W~CR1/2W), Pink (CRS1/2W)
- Marking: Color Code



### TAPING DIMENSIONS

Unit: mm

Type	W	L1	d	L2	P	D
CR 1/8W	52 ± 1.0	24.5 ± 1.0	0.45 ± 0.02	3.2 ± 0.2	5.0 ± 1.0	1.8 ± 0.2
CR 1/6W	52 ± 1.0	24.5 ± 1.0	0.45 ± 0.02	3.2 ± 0.2	5.0 ± 1.0	1.8 ± 0.2
CR 1/4W	52 ± 1.0	23.0 ± 1.0	0.58 ± 0.02	6.4 ± 0.2	5.0 ± 1.0	2.4 ± 0.2
CRS 1/2W	52 ± 1.0	23.0 ± 1.0	0.58 ± 0.02	6.4 ± 0.2	5.0 ± 1.0	2.4 ± 0.2
CR 1/2W	52 ± 1.0	21.5 ± 1.0	0.70 ± 0.02	9.0 ± 0.4	5.0 ± 1.0	3.3 ± 0.2

### SPECIFICATIONS

Type	Power Rating (W)	Max. Working Voltage(V)	Max. Overload Voltage(V)	Rating Ambient Temp.	Operating Temp. Range	Resistance Range	
						E-24-G(±2%)	E-24-J(±5%)
CR 1/8	0.125	150	300	+70°C	-55°C~ +155°C	10-560K	4.7-560K
CR 1/6	0.167	150	300			10-560K	4.7-560K
CR 1/4	0.25	250	500			10-560K	4.7-560K
CRS 1/2	0.5	300	600			10-560K	4.7-560K
CR 1/2	0.5	300	600			10-560K	4.7-560K

\*Consult factory for resistance values outside of above standard range.

\*\*Voltage rating is determined by  $E = \sqrt{P \cdot R}$ , E should not exceed Max. Working Voltage.

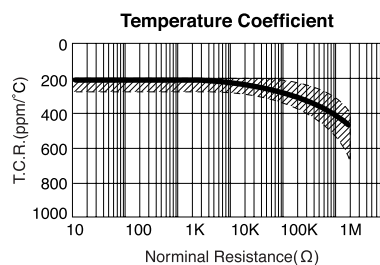
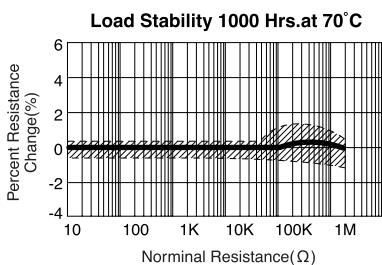
### CHARACTERISTICS

Characteristics	Performance
Short Time Over Load	± (1.0%+0.05Ω)
Dielectric Withstanding Voltage	± (1.0%+0.05Ω)
Resistance To Soldering Heat	± (1.0%+0.05Ω)
Terminal Strength	± (1.0%+0.05Ω)
Moisture Resistance	± (5.0%+0.05Ω)
Load Life	± (2.0%+0.05Ω)

### HOW TO ORDER

CR	1/8W	100Ω	J	TB
1	2	3	4	5

1. ABCO Code
2. Power Rating
3. Resistance
4. Tolerance(±2%, ±5%), ±5% is standard
5. Packing: "TB" is Tape & Ammo Box



### DERATING CURVE

