

1. MODEL NUMBER

MODEL NUMBER.	CUSTOMER PART NO.
DF1495S36B	

2. TEST CONDITION

2-1 TYPICAL CONDITION : -TEMPERATURE : 20°C

-HUMIDITY : 65%RH

2-2 STANDARD CONDITION : -TEMPERATURE : -40°C to 85°C


-HUMIDITY : 45%RH to 85%RH

3. COMPOSITION AND MATERIAL

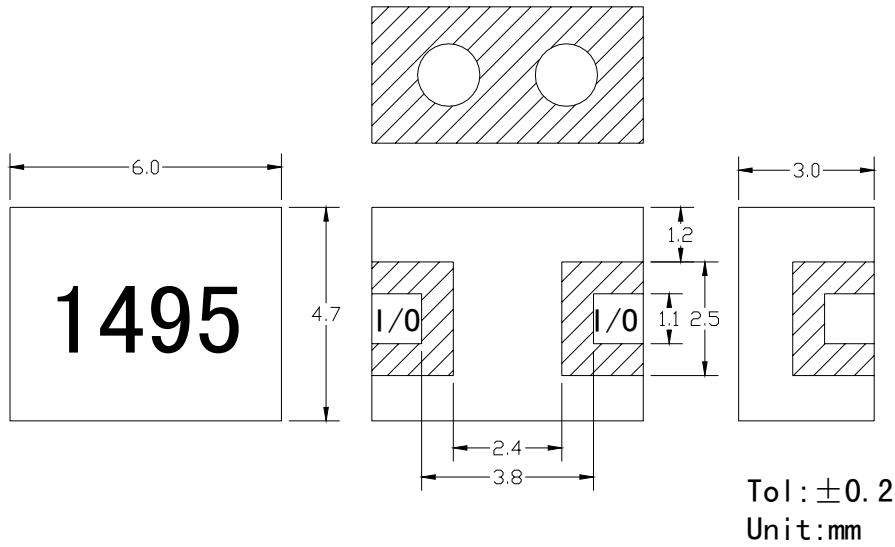
NO.	NAME	COMPOSITION AND MATERIALS
3-1	RESONATOR	DIELECTRIC MATERIALS
3-2	NUMBER OF POLE	2 POLE
3-3	IN/OUTPUT TERMINALS	Ag or Sn PLATED
3-4	GROUND BASE	Ag or Sn PLATED

4. ELECTRICAL SPECIFICATIONS

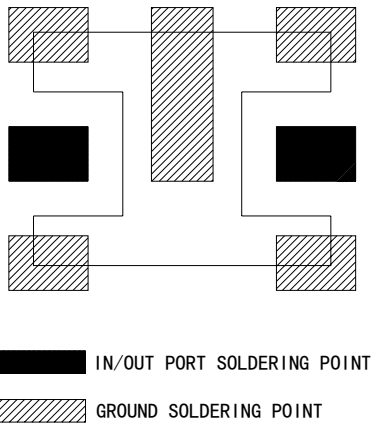
NO.	ITEM	SPECIFICATIONS
4-1	CENTER FREQUENCY(f_0)	1495.0MHz
4-2	BAND WIDTH	± 18.0 MHz
4-3	INSERTION LOSS IN BW	2.5dB max.
4-4	RIPPLE	0.5dB max.
4-5	V.S.W.R IN BW	1.5 max.
4-6	ATTENUATION	30dB min. at 1215MHz
4-7	INPUT POWER	1 W
4-8	NOMINAL CHARACTERISIC IMPEDANCE	50 Ω

	SIPAT Co., Ltd. (CETC No. 26 Research Institute) Nanping Huayuan Road No. 14 Chongqing, China, 400060	Part Number	DF1495S36B	
		Rev. Date	2005-9-21	
		Rev.	1.0	Page 1/3

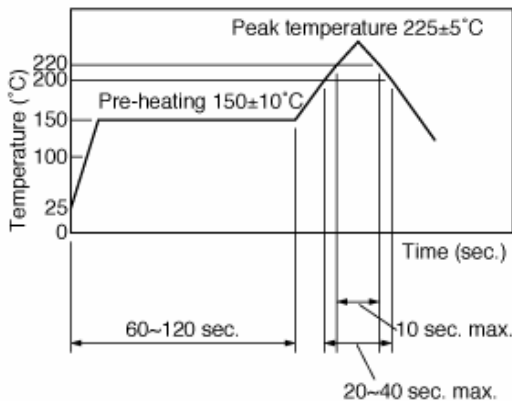
5. APPEARANCES AND DIMENSIONS



6. RECOMMENDED REFLOW PAD

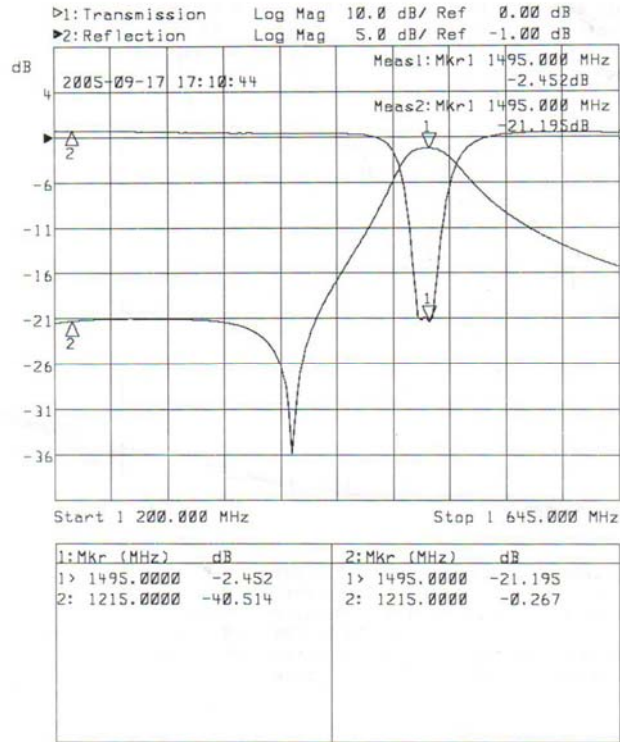
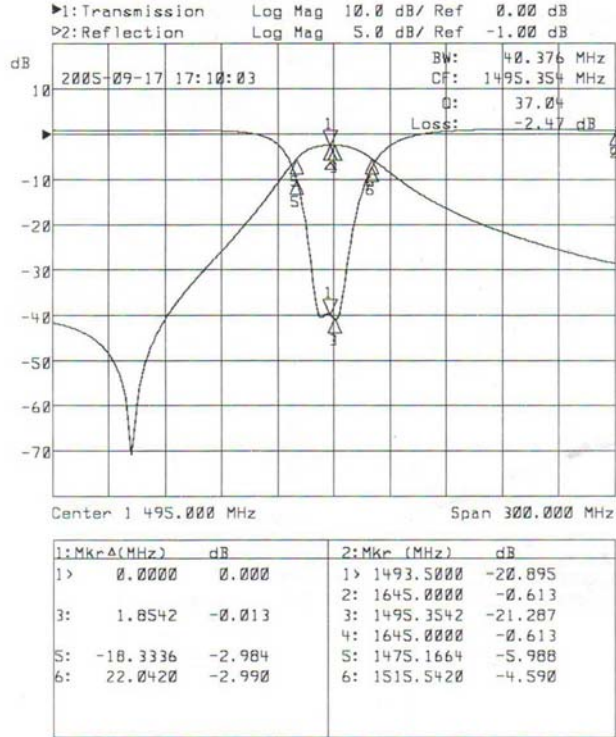


7. REFLOW SOLDERING STANDARD CONDITIONS



	SIPAT Co., Ltd. (CETC No. 26 Research Institute) Nanping Huayuan Road No. 14 Chongqing, China, 400060	Part Number	DF1495S36B	
		Rev. Date	2005-9-21	
		Rev.	1.0	Page

8.CHARACTERISTICS



SIPAT Co., Ltd.
(CETC No. 26 Research Institute)
Nanping Huayuan Road No. 14
Chongqing, China, 400060

Part Number	DF1495S36B	
Rev. Date	2005-9-21	
Rev.	1.0	Page 3/3