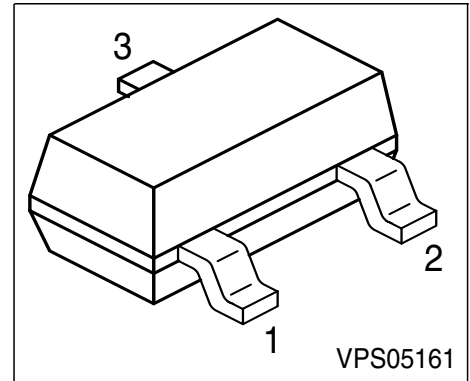
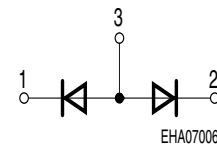
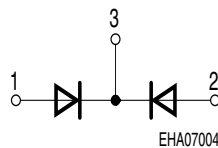
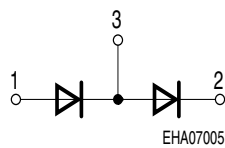
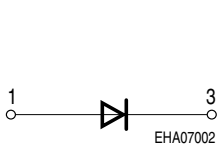


Silicon Schottky Diodes

- For mixer applications in the VHF / UHF range
- For high-speed switching applications


BAT 68
BAT 68-04
BAT 68-05
BAT 68-06

ESD: Electrostatic discharge sensitive device, observe handling precaution!

Type	Marking	Pin Configuration			Package
BAT 68	83s	1 = A	2 n.c.	3 = C	SOT-23
BAT 68-04	84s	1 = A1	2 = C2	3 = C1/A2	SOT-23
BAT 68-05	85s	1 = A1	2 = A2	3 = C1/2	SOT-23
BAT 68-06	86s	1 = C1	2 = C2	3 = A1/2	SOT-23

Maximum Ratings

Parameter	Symbol	Value	Unit
Diode reverse voltage	V_R	8	V
Forward current	I_F	130	mA
Total power dissipation, $T_S \leq 60\text{ °C}$	P_{tot}	150	mW
Junction temperature	T_j	150	°C
Storage temperature	T_{stg}	-55 ... 150	

Thermal Resistance

Junction - ambient ¹⁾	R_{thJA}	≤ 750	K/W
Junction - soldering point	R_{thJS}	≤ 590	

1) Package mounted on alumina 15mm x 17.6mm x 0.7mm)

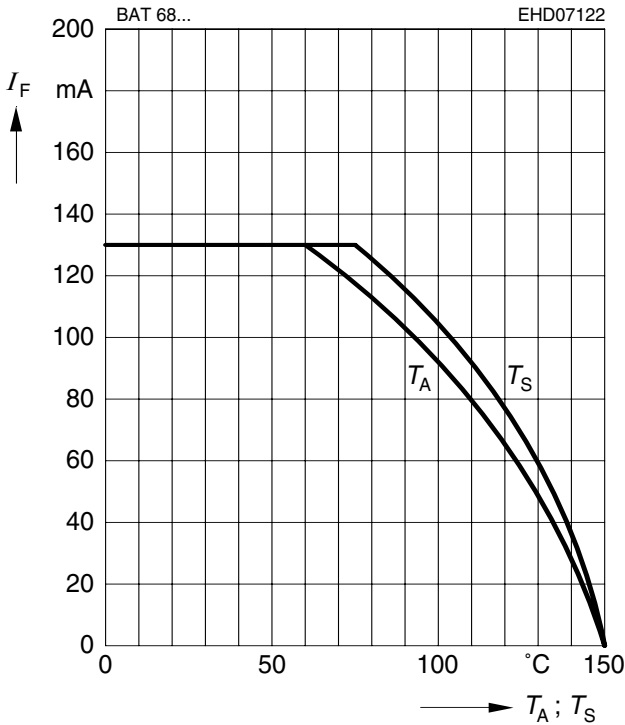
Electrical Characteristics at $T_A = 25\text{ }^\circ\text{C}$, unless otherwise specified.

Parameter	Symbol	Values			Unit
		min.	typ.	max.	
DC characteristics					
Breakdown voltage $I_{(BR)} = 10\text{ }\mu\text{A}$	$V_{(BR)}$	8	-	-	V
Reverse current $V_R = 1\text{ V}$	I_R	-	-	0.1	μA
Reverse current $V_R = 1\text{ V}, T_A = 60\text{ }^\circ\text{C}$	I_R	-	-	1.2	
Forward voltage $I_F = 1\text{ mA}$ $I_F = 10\text{ mA}$	V_F	-	-	340 500	mV
AC characteristics					
Diode capacitance $V_R = 0\text{ V}, f = 1\text{ MHz}$	C_T	-	-	1	pF
Differential forward resistance $I_F = 5\text{ mA}, f = 10\text{ kHz}$	R_f	-	-	10	Ω

Forward current $I_F = f(T_A^*; T_S)$

* Package mounted on alumina

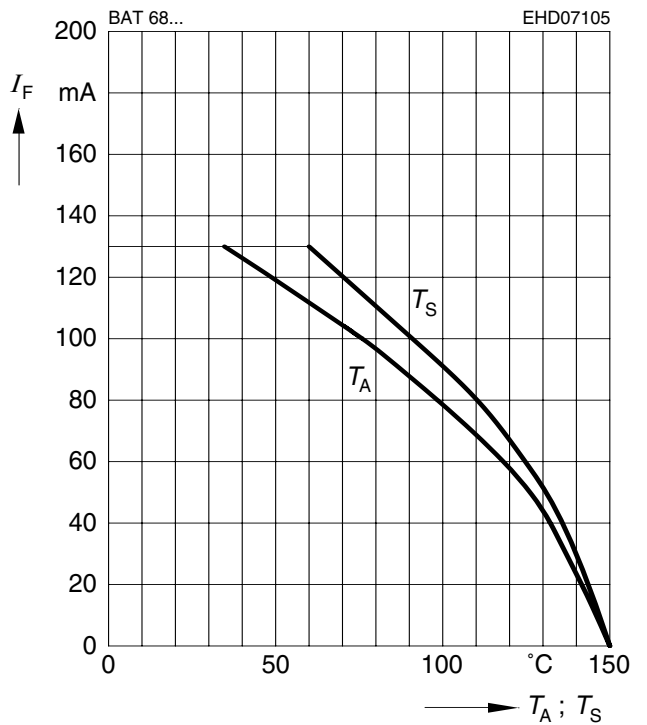
BAT 68



Forward current $I_F = f(T_A^*; T_S)$

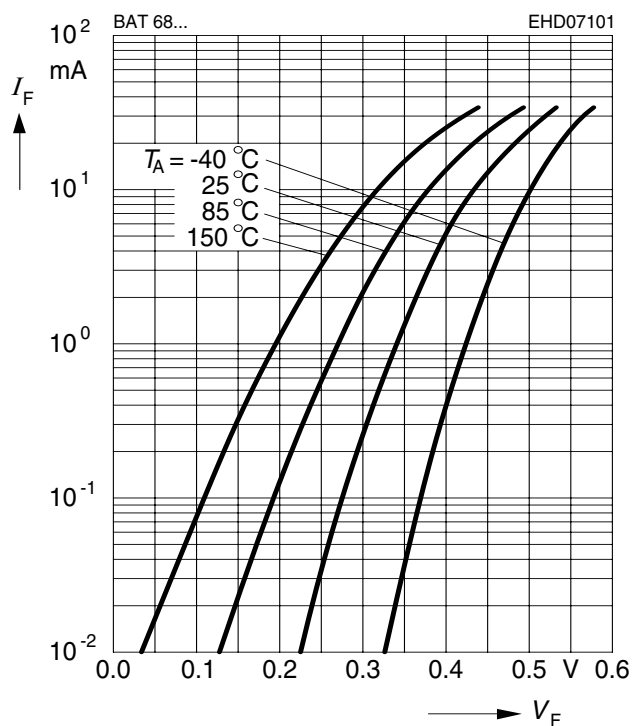
* Package mounted on alumina

BAT 68-04 ...



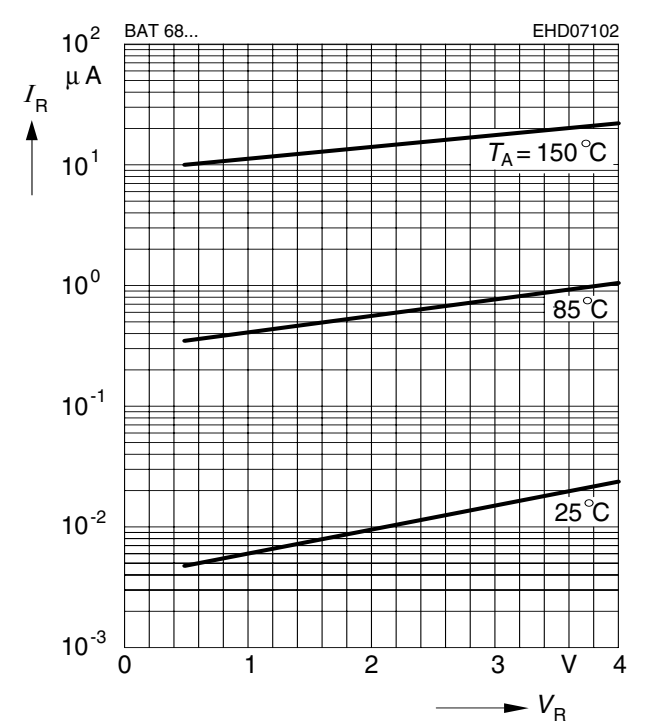
Forward current $I_F = f(V_F)$

$T_A =$ Parameter



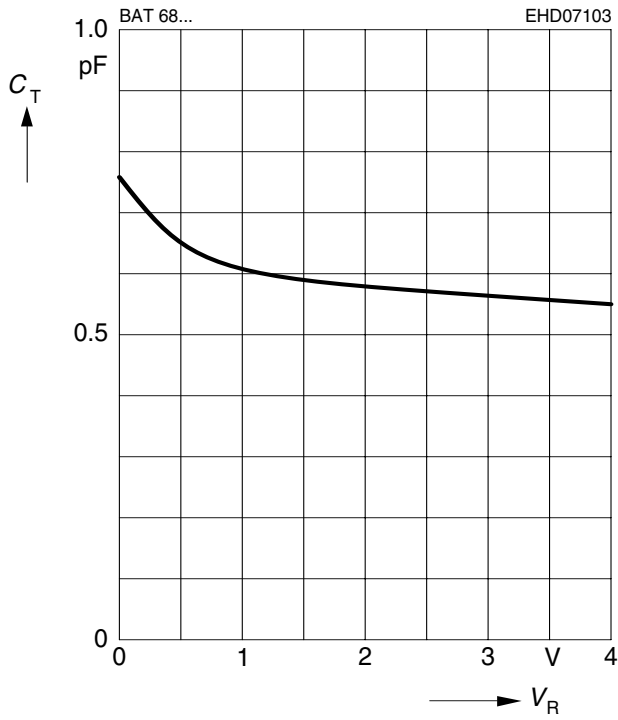
Reverse current $I_R = f(V_R)$

$T_A =$ Parameter



Diode capacitance $C_T = f(V_R)$

$f = 1\text{MHz}$



Differential forward resistance $r_f = f(I_F)$

$f = 10\text{kHz}$

