

CMA3 Relay

1.COIL DATA

1-1.Nominal Voltage	6 VDC to 24 VDC
1-2.Coil Resistance	Refer to Table 1
1-3.Operate Voltage	Refer to Table 1
1-4.Release Voltage	Refer to Table 1
1-5.Nominal Power Consumption	1.6 W



2.CONTACT DATA

2-1.Contact Arrangement	1 Form C , 1 Form A
2-2.Contact Material	AgSnO ₂
2-3.Contact Rating	30A 14VDC Resistive (1 Form C) 40A 14VDC Resistive (1 Form A)
2-4.Max. Switching Voltage	75VDC
2-5.Max. Switching Current	40A
2-6.Max. Switching Power	420W (1 Form C) 560W (1 Form A)
2-7.Max. Load Current (12VDC Load Voltage)	

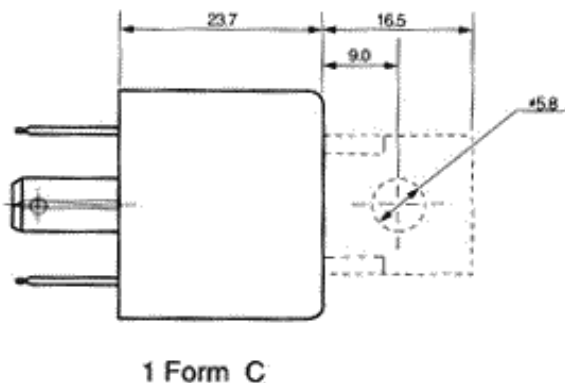
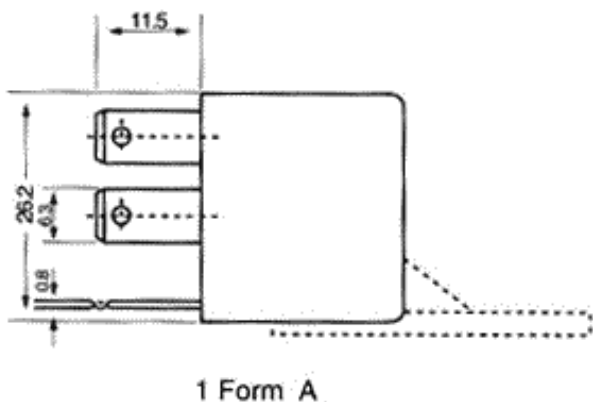
Load	Form A	Form C	
		NO	NC
Max.Carry Current	40A	40A	30A
Max.Make Current	100A	100A	30A
Max.Break Current	40A	40A	30A

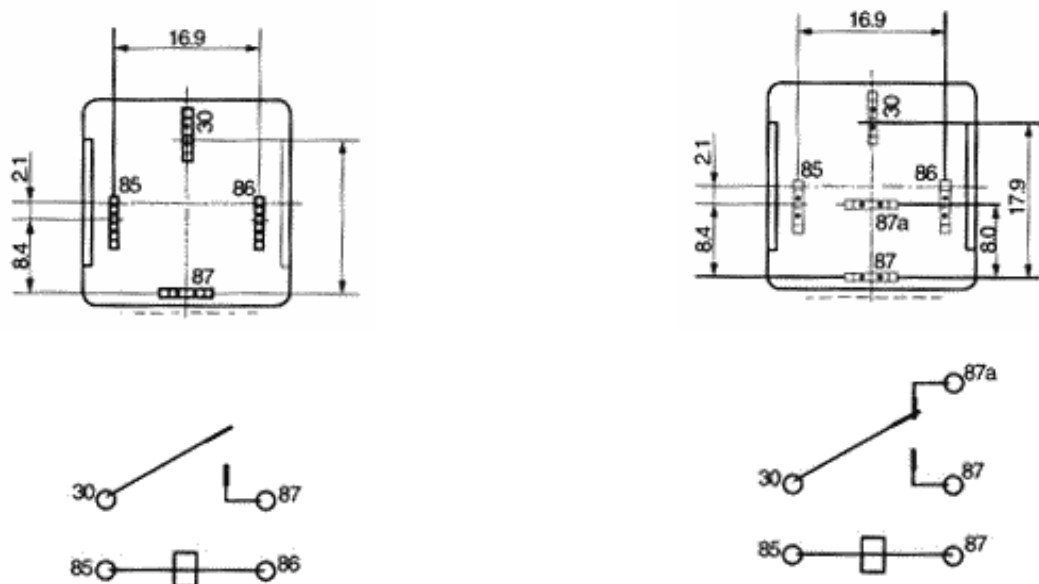
2-8.Contact Resistance (Initial)		50 mΩ, at 6VDC 1A
2-9.Life Expectancy	Electrical	100,000 operations at nominal load
	Mechanical	10,000,000 operations

3.GENERAL DATA

3-1.Insulation Resistance	Min.100MΩ, at 500 VDC
3-2.Dielectric Strength	550VAC , 1min between open contacts
	750VAC , 1min between contacts and coil
3-3.Operate Time	Max. 10ms
3-4.Release Time	Max. 10ms
3-5.Temperature Range	-40 to +85 ;æ
3-6.Shock Resistance	10G
3-7.Vibration Resistance	10 - 55 Hz , Amplitude 1.5mm
3-8.Weight	30 gr.

4.DIMENSIONS (in mm)





ii

5.ORDERING CODE

CMA3	DC6V	A	ii
			CONTACT ARRANGEMENT A: 1 FORM A C:1 FORM C
			NOMINAL VOLTAGE: DC6V , DC12V , DC24V
			TYPE

6.COIL DATA CHART

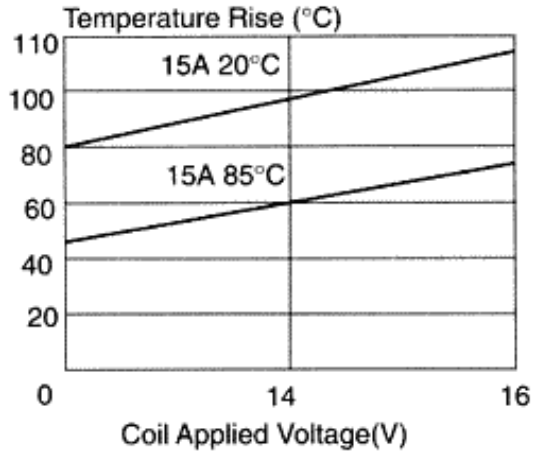
at 20;æ

ORDERING CODE	COIL NOMINAL VDC	COIL RESISTANCE $\pm 10\%$	OPERATE VOLTAGE VDC	RELEASE VOLTAGE VDC	COIL NOMINAL mW
CMA3-S DC6V	6	22	4.2	0.6	1.6
CMA3-S DC12V	12	85	8.4	1.2	
CMA3-S DC24V	24	350	16.8	2.4	

Table 1

7.CMA3 CHARACTERISTIC DATA

Temperature Rise



MAXIMUM SWITCHING POWER

