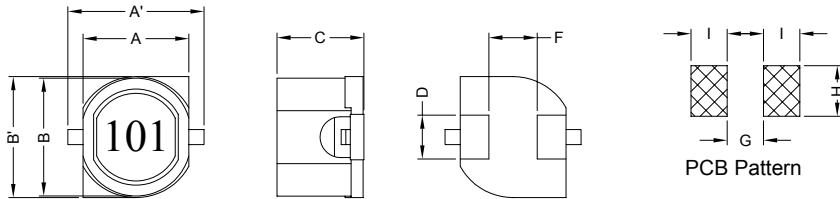


### 1. PART NO. EXPRESSION :

S D B 0 7 0 5 1 0 1 M Z F  
 (a) (b) (c) (d)(e)(f)

- (a) Series code
- (b) Dimension code
- (c) Inductance code : 101 = 100uH
- (d) Tolerance code : M = ±20%
- (e) X, Y, Z : Standard part
- (f) F : Lead Free

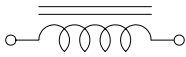
### 2. CONFIGURATION & DIMENSIONS :



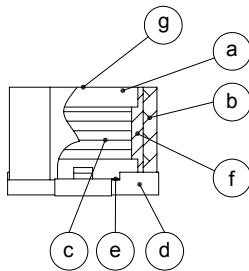
Unit:m/m

A'	A	B'	B	C	D	F	G	H	I
10.5 Max.	7.0 Ref.	8.0±0.3	7.8 Ref.	5.7±0.3	3.0±0.2	3.7±0.3	2.8 Ref.	3.9 Ref.	2.8 Ref.

### 3. SCHEMATIC :



### 4. MATERIALS :



- (a) Core : DR Ferrite Core
- (b) Core : RI Ferrite Core
- (c) Wire : Enamelled Copper Wire
- (d) Base : Phenolic
- (e) Adhesive : Epoxy
- (f) Adhesive : Epoxy
- (g) Ink : Bon Margue

### 5. GENERAL SPECIFICATION :

- a) Temp. rise : 50°C Max.
- b) Rated current : Base on temp. rise  $\Delta L/L0A = 10\%$  Typ.
- c) Storage temp. : -40°C to +125°C
- d) Operating temp. : -40°C to +75°C
- e) Resistance to solder heat : 260°C.10 secs



**RoHS Compliant**

NOTE : Specifications subject to change without notice. Please check our website for latest information.

05.05.2008



**SUPERWORLD ELECTRONICS (S) PTE LTD**

## 6. ELECTRICAL CHARACTERISTICS :

Part No.	Inductance ( $\mu$ H)	Test Freq. ( Hz )	RDC ( $\Omega$ ) Max.	IDC ( A )
SDB0705100MZF	10 $\pm$ 20%	1V/1K	0.05	1.60
SDB0705120MZF	12 $\pm$ 20%	1V/1K	0.06	1.50
SDB0705150MZF	15 $\pm$ 20%	1V/1K	0.07	1.40
SDB0705180MZF	18 $\pm$ 20%	1V/1K	0.08	1.30
SDB0705220MZF	22 $\pm$ 20%	1V/1K	0.10	1.10
SDB0705270MZF	27 $\pm$ 20%	1V/1K	0.10	1.00
SDB0705330MZF	33 $\pm$ 20%	1V/1K	0.15	0.92
SDB0705390MZF	39 $\pm$ 20%	1V/1K	0.15	0.84
SDB0705470MZF	47 $\pm$ 20%	1V/1K	0.20	0.76
SDB0705560MZF	56 $\pm$ 20%	1V/1K	0.25	0.68
SDB0705680MZF	68 $\pm$ 20%	1V/1K	0.30	0.63
SDB0705820MZF	82 $\pm$ 20%	1V/1K	0.30	0.58
SDB0705101MZF	100 $\pm$ 20%	1V/1K	0.40	0.50
SDB0705121MZF	120 $\pm$ 20%	1V/1K	0.45	0.46
SDB0705151MZF	150 $\pm$ 20%	1V/1K	0.55	0.40
SDB0705181MZF	180 $\pm$ 20%	1V/1K	0.70	0.38
SDB0705221MZF	220 $\pm$ 20%	1V/1K	0.75	0.36



RoHS Compliant

NOTE : Specifications subject to change without notice. Please check our website for latest information.

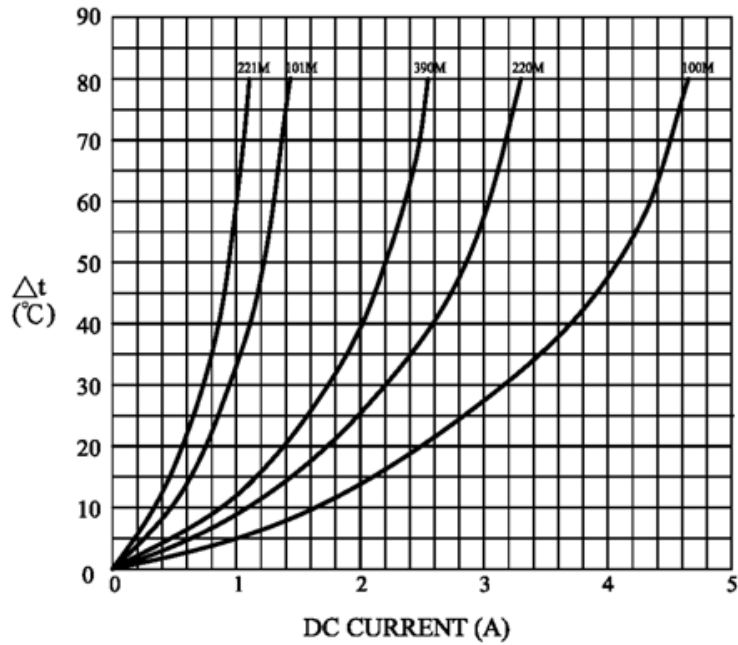
05.05.2008



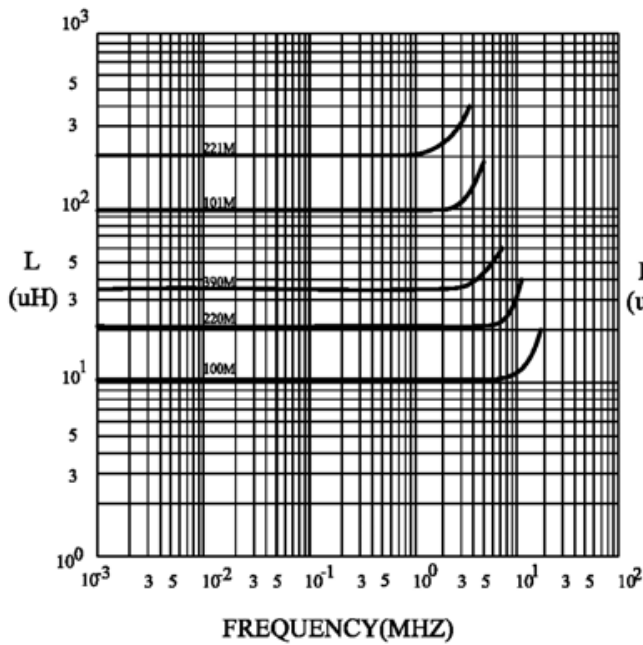
SUPERWORLD ELECTRONICS (S) PTE LTD

6. ELECTRICAL CHARACTERISTICS :

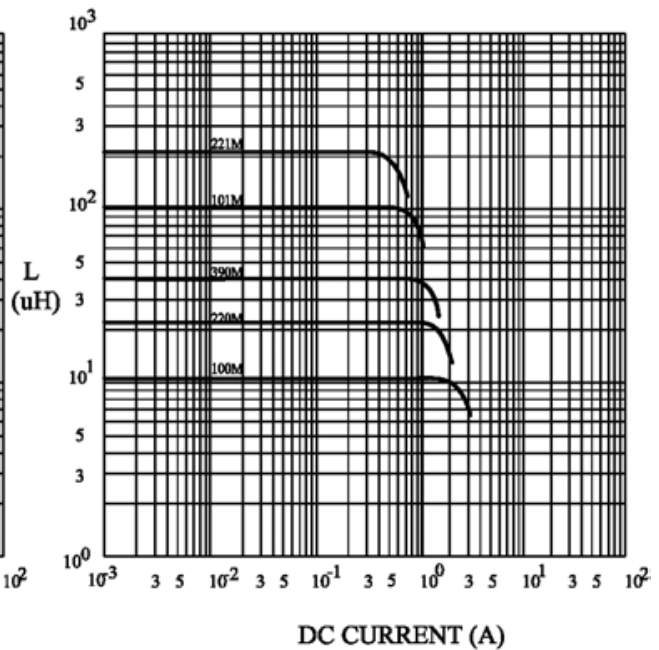
@ TEMP. RISE VS. DC SUPERPOSITION RESPONSE CURVE



@ INDUCTANCE VS. FREQUENCY RESPONSE CURVE



@ INDUCTANCE VS. DC SUPERPOSITION RESPONSE CURVE



NOTE : Specifications subject to change without notice. Please check our website for latest information.

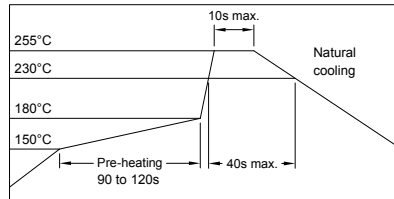


RoHS Compliant

05.05.2008

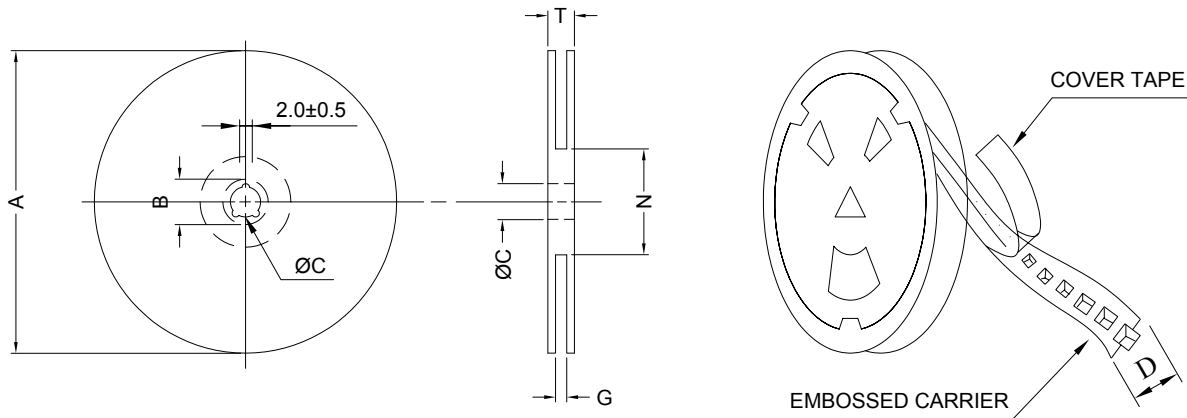


### RECOMMENDED SOLDERING CONDITIONS REFLOW SOLDERINGS

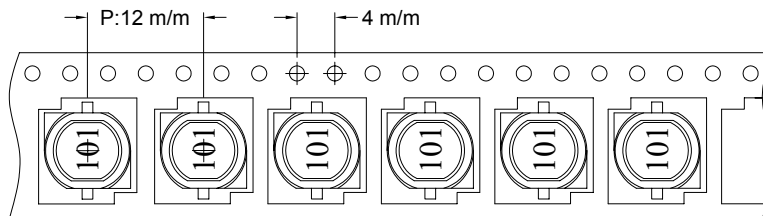


### 7. PACKAGING INFORMATION :

#### ( 1 ) CONFIGURATION



\* CARRIER TAPE WIDTH : D



#### ( 2 ) DIMENSIONS

Unit:m/m

STYLE	A	B	C	D	G	N	T
13-16	330	21±0.8	13	16	26 <sup>+0</sup>	50 <sup>-0</sup>	30.4

#### ( 3 ) Q'TY & G.W. PER PACKAGE

SERIES	INNER : REEL			OUTER : CARTON		
	Q'TY (PCS)	G.W. (gw)	STYLE	Q'TY (PCS)	G.W. (Kg)	SIZE (cm)
SDB0705	900	1710	13-16	5400	13.8	40 x 40 x 24



**RoHS Compliant**

NOTE : Specifications subject to change without notice. Please check our website for latest information.

05.05.2008



**SUPERWORLD ELECTRONICS (S) PTE LTD**

### 8. RELIABILITY AND TEST CONDITION :

TEST ITEM	SPECIFICATION	TEST CONDITION
SOLDERABILITY	MORE THAN 90% OF THE TERMINAL ELECTRODE SHALL BE COVERED WITH FRESH SOLDER.	PREHEAT : 125±25°C FOR 60 SECONDS SOLDER : 99%Sn/0.3%Ag/0.7%Cu OR EQUIVALENT SOLDER TEMP. : 245±5°C FLUX : ROSIN DIP TIME : 4±1 SECONDS
THERMAL SHOCK TEST  ( TEMP. CYCLE )	INDUCTANCE SHALL NOT CHANGE MORE THAN ±20%	ROOM TEMP. → -25±2°C 15 MINUTES → 30 MINUTES  ROOM TEMP. → 85±2°C 15 MINUTES → 30 MINUTES  TOTAL : 50 CYCLES
HUMIDITY RESISTANCE TEST		TEMPERATURE : 40±2°C HUMIDITY : 90 ~ 95% APPLIED CURRENT : PER SPEC. TIME : 500 HOURS
HIGH TEMP. RESISTANCE TEST		TEMPERATURE : 85±2°C APPLIED CURRENT : PER SPEC. TIME : 500 HOURS



**RoHS Compliant**

NOTE : Specifications subject to change without notice. Please check our website for latest information.

05.05.2008



**SUPERWORLD ELECTRONICS (S) PTE LTD**

**9. UL CARD :**

**OBMW2** **November 30, 2000**  
**Magnet Wire - Component**

**PACIFIC ELECTRIC WIRE & CABLE (SHENZHEN) CO LTD** **E201757**  
 607 BAOLONG INDUSTRIAL ESTATE LONGGANG, SHENZHEN  
 GUANGDONG CHINA

Mtl Dsg	BC	Coating Type	TC	ANSI Type	TI
UEW/U		Polyurethane	—	—	130
PEW/U		Polyester	—	MW5-C	155°C
PEWH/U		Modified Polyester	—	MW30-C	180
PEW-NY/U		Polyester	Polyamide	MW24-C	155
HAI/U		Polyester(Amide)(Imide)	Polyamideimide	MW35,73	200
UEW-NY/U		Polyurethane	Polyamide	MW80-C	155
				MW28-C	130

**Marking: Company name and material designation or marked designation on package or reel, and Recognized Component Mark.**

**See General Information Preceding These Recognitions**

**1/3/2001** **Underwriters Laboratories Inc.** **Card 1 of 2**

**SUMITOMO CHEMICAL CO LTD** **E54705 (M)**  
**5-33 KITAHAMA 4-CHOME CHUO-KO, OSAKA JAPAN**

Mtl Dsg	Col	Min Thk mm	UL94 Flame Class	Elec	RTI Mech with Imp	w/o Imp	H W I	H A I	H V T R	D 4 5	C T I
Liquid crystal polyester (LCP), designated "EKONOL" or "SUMIKASUPER", furnished in the form of pellets, (Contd)											
E4008, E400X	NC, BK	0.30	94V-0	130	130	130	—	—	—	—	—
		0.75	94V-0	130	130	130	3	4	—	—	—
		1.5	94V-0	130	130	130	2	4	—	—	—
		3.0	94V-0	130	130	130	1	4	0	5	4
E4008	NC, WT, BK	0.30	94V-0	130	130	130	—	—	—	—	—
		0.75	94V-0	220	180	220	3	4	—	—	—
		1.5	94V-0	220	200	240	2	4	—	—	—
		3.0	94V-0	220	200	240	1	4	0	5	4
E4010	NC, BK	0.30	94V-0	130	130	130	—	—	—	—	—
		0.75	94V-0	220	180	220	3	4	—	—	—
		1.5	94V-0	220	200	240	2	4	—	—	—
		3.0	94V-0	220	200	240	1	4	0	5	4
E400(Y)L, E4008L	NC, BK	0.30	94V-0	130	130	130	—	—	—	—	—
		0.75	94V-0	130	130	130	3	4	—	—	—
		1.5	94V-0	130	130	130	2	4	—	—	—
		3.0	94V-0	130	130	130	1	4	0	5	4
E4810	NC, BK	0.30	94V-0	130	130	130	—	—	—	—	—
		0.75	94V-0	130	130	130	0	4	—	—	—
		1.5	94V-0	130	130	130	0	4	—	—	—
		3.0	94V-0	130	130	130	1	4	0	5	4

(X) Denotes any number 1 thru 9.  
 (Y) Denotes any number 1 thru 7.



**RoHS Compliant**

NOTE : Specifications subject to change without notice. Please check our website for latest information.

05.05.2008



**SUPERWORLD ELECTRONICS (S) PTE LTD**