

Surface Mount Switching Diodes

 Lead(Pb)-Free

Features:

- *Fast Switching Speed
- *Surface Mount Package Ideally Suited for Automatic Insertion
- *High Conductance
- *For General Purpose Switching Applications

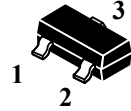
Mechanical Data:

- *Case: SOT-23, Molded Plastic
- *Terminals: Solderable per MIL-STD-202, Method 208
- *Polarity: See diagram
- *Weight: 0.008 grams

SWITCHING DIODE

200m AMPERES

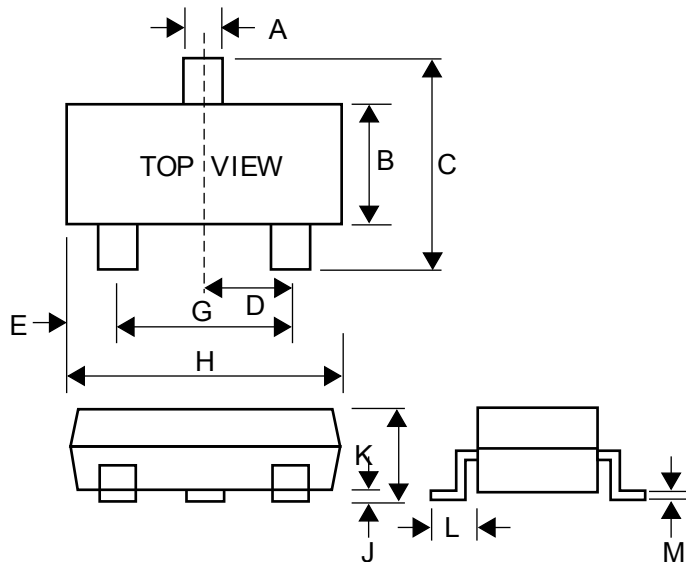
250 VOLTS



SOT-23

SOT-23 Outline Dimensions

Unit:mm



Dim	Min	Max
A	0.35	0.51
B	1.19	1.40
C	2.10	3.00
D	0.85	1.05
E	0.46	1.00
G	1.70	2.10
H	2.70	3.10
J	0.01	0.13
K	0.89	1.10
L	0.30	0.61
M	0.076	0.25


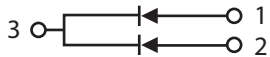
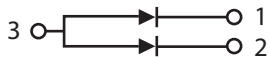
Maximum Ratings (T_J=125°C Unless otherwise noted)

Characteristic	Symbol	Value	Unit
Reverse Voltage	V _R	250	V
Forward Current	I _F	200	mA
Power Dissipation	P _D	200	mW
Operating Junction Temperature Range	T _J	-55 to +150	°C
Storage Temperature Range	T _{stg}	-55 to +150	°C

Electrical Characteristics (T_J=125°C Unless otherwise noted)

Characteristic	Symbol	Min	Max	Unit
Reverse Breakdown Voltage I _R =100μA	V _(BR)	250	-	V
Forward Voltage I _F =100mA I _F =200mA	V _F	-	1.0 1.25	V
Reverse Leakage V _R =200V	I _R	-	1.0	μA
Total Capacitance V _R =0V, f=1.0MHz	C _D	-	5.0	pF
Reverse Recover Time	T _{rr}	-	50	nS

Device Marking

Item	Marking	Equivalent Circuit diagram
BAS21	JS	
BAS21A	JS2	
BAS21C	JS3	
BAS21S	JS4	