

- E core with flattened, lower center leg for especially flat transformer design
- For DC/DC converters
- EFD cores are supplied as single units

Magnetic characteristics (per set)

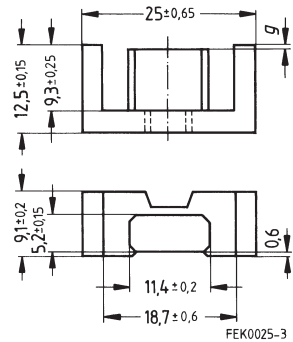
$$\Sigma l/A = 0,98 \text{ mm}^{-1}$$

$$l_e = 57 \text{ mm}$$

$$A_e = 58 \text{ mm}^2$$

$$A_{\min} = 57 \text{ mm}^2$$

$$V_e = 3310 \text{ mm}^3$$

Approx. weight 16,6 g/set

Ungapped

Material	A_L value nH	μ_e	$A_{L1\min}$ nH	P_V W/set	Ordering code
N87	2000 + 30/- 20 %	1560	1280	< 1,80 (200 mT, 100 kHz, 100 °C)	B66421-G-X187

Gapped

Material	A_L value nH	μ_e	g approx. mm	Ordering code
N87	160 ± 10 %	125	0,55	B66421-U160-K187
	250 ± 10 %	195	0,30	B66421-U250-K187
	315 ± 10 %	246	0,22	B66421-U315-K187

The A_L value in the table applies to a core set comprising one ungapped core (dimension $g = 0$) and one gapped core (dimension $g > 0$).

Calculation factors (for formulas, see “E cores: general information”, page 382)

Material	Relationship between air gap – A_L value		Calculation of saturation current			
	$K1$ (25 °C)	$K2$ (25 °C)	$K3$ (25 °C)	$K4$ (25 °C)	$K3$ (100 °C)	$K4$ (100 °C)
N87	103	- 0,734	154	- 0,796	138	- 0,873

Validity range: $K1, K2: 0,10 \text{ mm} < s < 1,40 \text{ mm}$
 $K3, K4: 50 \text{ nH} < A_L < 410 \text{ nH}$

Coil former

Material: GFR thermosetting plastic; UL 94 V-0, insulation class to IEC 60085:
 B66422-B: F \triangle max.operating temperature 155 °C; color code green
 B66422-W: H \triangle max.operating temperature 180 °C; color code black

Solderability: to IEC 60068-2-20, test Ta, method 1 (aging 3): 235 °C, 2 s
 Resistance to soldering heat: to IEC 60068-2-20, test Tb, method 1B: 350 °C, 3,5 s

Winding: see "Processing Notes", page 157

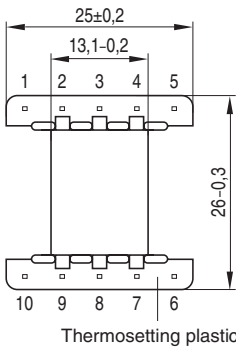
Squared pins

Yoke

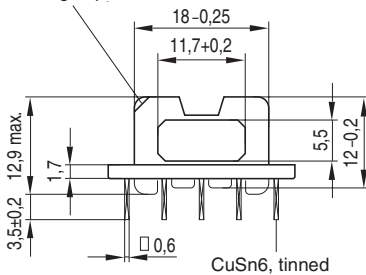
Material: Stainless spring steel (0,4 mm)

Coil former					Ordering code
Sections	A _N mm ²	l _N mm	A _R value μΩ	Pins	
1	40,7	50	42,3	10	B66422-B1010-D1 B66422-W1010-D1
Yoke (ordering code per piece, 2 are required)					B66422-B2000

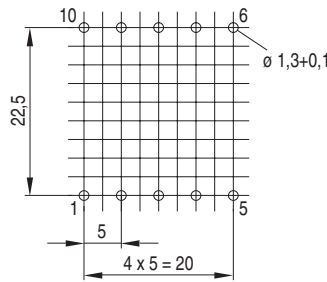
Coil former



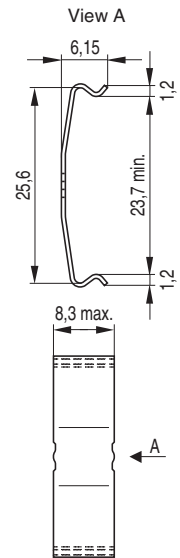
Marking of pin 1



Mounting holes



Yoke



FEK0273-Z

FEK0330-M

Herausgegeben von EPCOS AG

Marketing Kommunikation, Postfach 80 17 09, 81617 München, DEUTSCHLAND

© EPCOS AG 2000. Alle Rechte vorbehalten. Vervielfältigung, Veröffentlichung, Verbreitung und Verwertung dieser Broschüre und ihres Inhalts ohne ausdrückliche Genehmigung der EPCOS AG nicht gestattet.

Mit den Angaben in dieser Broschüre werden die Bauelemente spezifiziert, keine Eigenschaften zugesichert. Bestellungen unterliegen den vom ZVEI empfohlenen Allgemeinen Lieferbedingungen für Erzeugnisse und Leistungen der Elektroindustrie, soweit nichts anderes vereinbart wird.

Diese Broschüre ersetzt die vorige Ausgabe.

Fragen über Technik, Preise und Liefermöglichkeiten richten Sie bitte an den Ihnen nächstgelegenen Vertrieb der EPCOS AG oder an unsere Vertriebsgesellschaften im Ausland.

Bauelemente können aufgrund technischer Erfordernisse Gefahrstoffe enthalten. Auskünfte darüber bitten wir unter Angabe des betreffenden Typs ebenfalls über die zuständige Vertriebsgesellschaft einzuholen.

Published by EPCOS AG

Marketing Communications, P.O. Box 80 17 09, 81617 Munich, GERMANY

© EPCOS AG 2000. All Rights Reserved. Reproduction, publication and dissemination of this brochure and the information contained therein without EPCOS' prior express consent is prohibited.

The information contained in this brochure describes the type of component and shall not be considered as guaranteed characteristics. Purchase orders are subject to the General Conditions for the Supply of Products and Services of the Electrical and Electronics Industry recommended by the ZVEI (German Electrical and Electronic Manufacturers' Association), unless otherwise agreed.

This brochure replaces the previous edition.

For questions on technology, prices and delivery please contact the Sales Offices of EPCOS AG or the international Representatives.

Due to technical requirements components may contain dangerous substances. For information on the type in question please also contact one of our Sales Offices.