



## E/ELP Cores

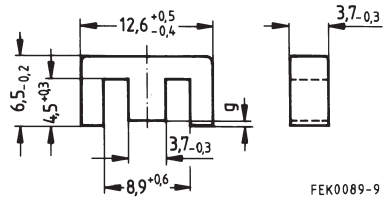
**Series/Type:** E 13/7/4

The following products presented in this data sheet are being withdrawn.

Ordering Code	Substitute Product	Date of Withdrawal	Deadline Last Orders	Last Shipments
B66305F0000X142	B66305F0000X066	2002-08-02	2002-12-31	2003-03-31

For further information please contact your nearest EPCOS sales office, which will also support you in selecting a suitable substitute. The addresses of our worldwide sales network are presented at [www.epcos.com/sales](http://www.epcos.com/sales).

- In accordance with IEC 61246
- For miniature transformers
- Available with SMD coil former
- E cores with high permeability for common-mode chokes and broadband applications
- E cores are supplied as single units



FEK0089-9

**Magnetic characteristics** (per set)

$$\Sigma l/A = 2,39 \text{ mm}^{-1}$$

$$l_e = 29,6 \text{ mm}$$

$$A_e = 12,4 \text{ mm}^2$$

$$A_{\min} = 12,2 \text{ mm}^2$$

$$V_e = 367 \text{ mm}^3$$

**Approx. weight** 2 g/set

**Ungapped**

Material	$A_L$ value nH	$\mu_e$	$A_{L1\min}$ nH	$P_V$ W/set	Ordering code
N30	1000 + 30/- 20 %	1900			B66305-G-X130
N27	800 + 30/- 20 %	1510	530	< 0,40 (200 mT, 100 kHz, 100 °C)	B66305-G-X127
N87	850 + 30/- 20 %	1620	530	< 0,20 (200 mT, 100 kHz, 100 °C)	B66305-G-X187
T42	3600 ± 30 %	6830			B66305-F-X142

**Gapped**

Material	$g$ mm	$A_L$ value approx. nH	$\mu_e$	Ordering code
N27	0,04 ± 0,01	250	454	B66305-G40-X127

The  $A_L$  value in the table applies to a core set comprising one ungapped core (dimension  $g = 0$ ) and one gapped core (dimension  $g > 0$ ).

**Calculation factors** (for formulas, see “*E cores: general information*”, page 382)

Material	Relationship between air gap – $A_L$ value		Calculation of saturation current			
	$K1$ (25 °C)	$K2$ (25 °C)	$K3$ (25 °C)	$K4$ (25 °C)	$K3$ (100 °C)	$K4$ (100 °C)
N27	28,4	– 0,676	36,5	– 0,847	33,2	– 0,865
N87	28,4	– 0,676	37,5	– 0,796	32,1	– 0,873

Validity range:  $K1, K2: 0,03 \text{ mm} < s < 1,00 \text{ mm}$   
 $K3, K4: 30 \text{ nH} < A_L < 260 \text{ nH}$

**Coil former (magnetic axis horizontal or vertical)**

Material: GFR polyterephthalate (UL 94 V-0, insulation class to IEC 60085:  
F  $\triangleq$  max. operating temperature 155 °C), color code black

Solderability: to IEC 60068-2-20, test Ta, method 1 (aging 3): 235 °C, 2 s

Resistance to soldering heat: to IEC 60068-2-20, test Tb, method 1B: 350 °C, 3,5 s

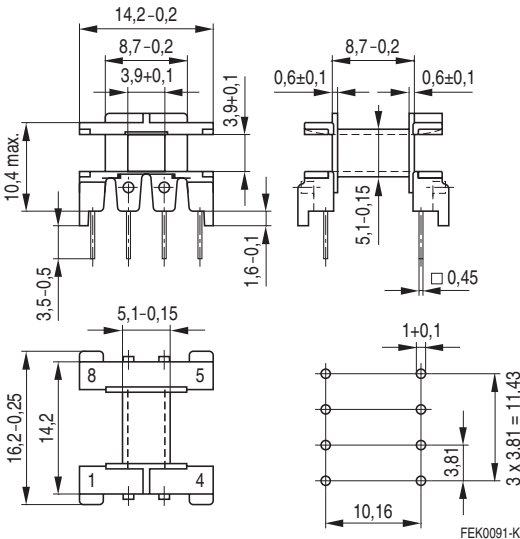
Winding: see "Processing Notes", page 159

Squared pins

**Yoke**

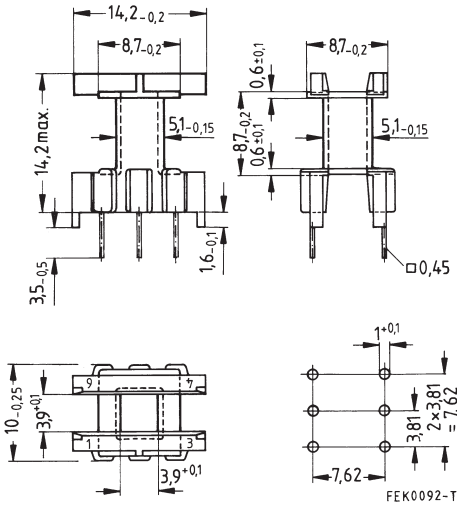
Material: Stainless spring steel (0,2 mm)

Coil former						Ordering code
Figure	Sections	$A_N$ mm <sup>2</sup>	$l_N$ mm	$A_R$ value $\mu\Omega$	Pins	
1	1	11,6	27,2	80,6	8	B66202-A1108-T1
2	1	11,6	27,2	80,6	6	B66202-J1106-T1
Yoke (ordering code per piece, 2 are required)						B66202-A2010

**Figure 1, horizontal version**


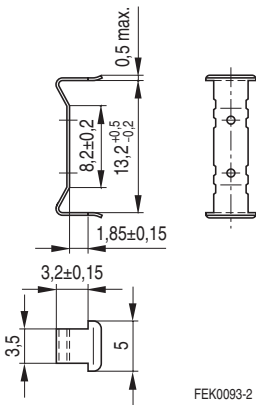
Hole arrangement  
View in mounting direction

Figure 2, vertical version



Hole arrangement  
View in mounting direction

Yoke



**SMD**

**SMD coil former with gullwing terminals**

Material: GFR liquid crystal polymer (UL 94 V-0, insulation class to IEC 60085: F  $\triangleq$  max. operating temperature 155 °C), color code black

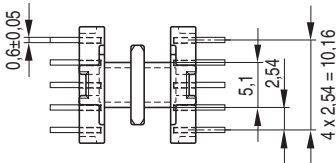
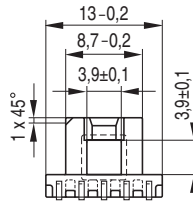
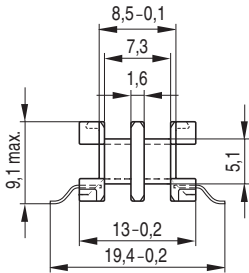
Solderability: to IEC 60068-2-20, test Ta, method 1 (aging 3): 350 °C, 1 s

Resistance to soldering heat: to IEC 60068-2-20, test Tb, method 1B: 350 °C, 3,5 s  
permissible soldering temperature for wire-wrap connection on coil former: 400 °C, 1 s

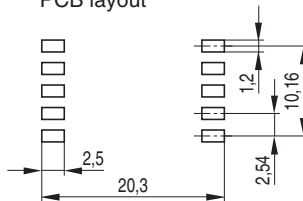
Winding: see "Processing Notes", page 160

Sections	$A_N$ mm <sup>2</sup>	$l_N$ mm	$A_R$ value $\mu\Omega$	Terminals	Ordering code
1	13,0	27	71	10	B66306-C1010-T1
2	10,2	27	91	10	B66306-C1010-T2

**Coil former**



**Recommended PCB layout**



FEK0291-X

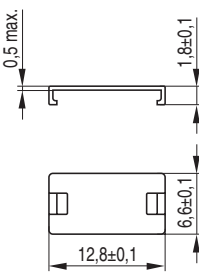
**Cover plate**

- For stamping and for improved processing on assembly machines
- See under coil former for material and resistance to soldering heat

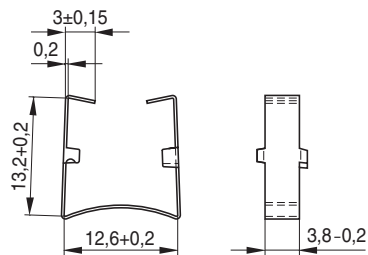
**Yoke (on request)**

Material: Nickel silver (0,2 mm)

	Ordering code
Cover plate	B66414-A7000
Yoke	B66202-J2001

**Cover plate**


FEK0260-3

**Yoke**


FEK0396-A

**Herausgegeben von EPCOS AG**

**Marketing Kommunikation, Postfach 80 17 09, 81617 München, DEUTSCHLAND**

© EPCOS AG 2000. Alle Rechte vorbehalten. Vervielfältigung, Veröffentlichung, Verbreitung und Verwertung dieser Broschüre und ihres Inhalts ohne ausdrückliche Genehmigung der EPCOS AG nicht gestattet.

Mit den Angaben in dieser Broschüre werden die Bauelemente spezifiziert, keine Eigenschaften zugesichert. Bestellungen unterliegen den vom ZVEI empfohlenen Allgemeinen Lieferbedingungen für Erzeugnisse und Leistungen der Elektroindustrie, soweit nichts anderes vereinbart wird.

Diese Broschüre ersetzt die vorige Ausgabe.

Fragen über Technik, Preise und Liefermöglichkeiten richten Sie bitte an den Ihnen nächstgelegenen Vertrieb der EPCOS AG oder an unsere Vertriebsgesellschaften im Ausland.

Bauelemente können aufgrund technischer Erfordernisse Gefahrstoffe enthalten. Auskünfte darüber bitten wir unter Angabe des betreffenden Typs ebenfalls über die zuständige Vertriebsgesellschaft einzuholen.

**Published by EPCOS AG**

**Marketing Communications, P.O. Box 80 17 09, 81617 Munich, GERMANY**

© EPCOS AG 2000. All Rights Reserved. Reproduction, publication and dissemination of this brochure and the information contained therein without EPCOS' prior express consent is prohibited.

The information contained in this brochure describes the type of component and shall not be considered as guaranteed characteristics. Purchase orders are subject to the General Conditions for the Supply of Products and Services of the Electrical and Electronics Industry recommended by the ZVEI (German Electrical and Electronic Manufacturers' Association), unless otherwise agreed.

This brochure replaces the previous edition.

For questions on technology, prices and delivery please contact the Sales Offices of EPCOS AG or the international Representatives.

Due to technical requirements components may contain dangerous substances. For information on the type in question please also contact one of our Sales Offices.