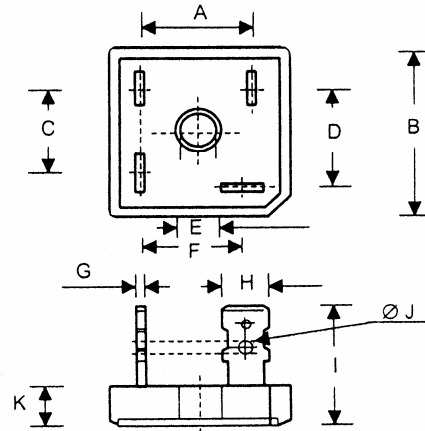


## Silicon Bridge Rectifier

DIM.	INCHES		MILLIMETERS	
	MIN.	MAX.	MIN.	MAX.
A	0.688	0.728	17.5	18.5
B	1.12	1.13	28.4	28.7
C	0.53	0.57	13.5	14.5
D	0.618	0.658	15.7	16.7
E	0.20	0.21	5.1	5.3
F	0.618	0.658	15.7	16.7
G	0.030	0.134	0.76	0.86
H	0.248	0.252	6.3	6.4
I	0.826	0.905	21.0	23.0
J	0.09	0.10	2.4	2.6
K	0.28	0.31	7.30	7.90



PART NUMBER	PIV/LEG	PART NUMBER	PIV/LEG
B526-5	50	B526-60	600
B526-10	100	B526-70	700
B526-20	200	B526-80	800
B526-30	300	B526-100	1000
B526-40	400	B526-120	1200
B526-50	500		

**ELECTRICAL RATINGS**

MAXIMUM FORWARD CURRENT SINGLE PHASE, FULL WAVE @ 50° C	15.0 AMPS
MAXIMUM SINGLE CYCLE SURGE CURRENT (AMPS)	300 AMPS
MAXIMUM FORWARD VOLTAGE DROP @ 25° C I <sub>o</sub> AMPS (FULL WAVE)	7.5
V VOLTS (PER SECTION)	1.1
MAXIMUM REVERSE CURRENT @ PIV @ 25° C	10.0 uA
THERMAL RESISTANCE, JUNCTION TO CASE @ RATED LOAD	1.85° C ° C/W
MAXIMUM JUNCTION TEMPERATURE	175° C
RECOGNIZED UNDER UL FILE # E57830	

(203) 467-2591 TEL  
(203) 469-5928 FAX  
Email: Info@ edal.com  
Internet: <http://www.edal.com>

**EDAL industries, inc.**  
51 Commerce St. East Haven, CT 06512

FIG. 1 TYPICAL FORWARD CURRENT DERATING CURVE

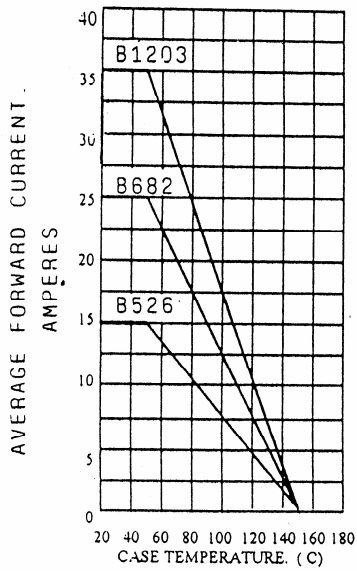


FIG. 2 MAXIMUM NON-REPETITIVE SURGE CURRENT

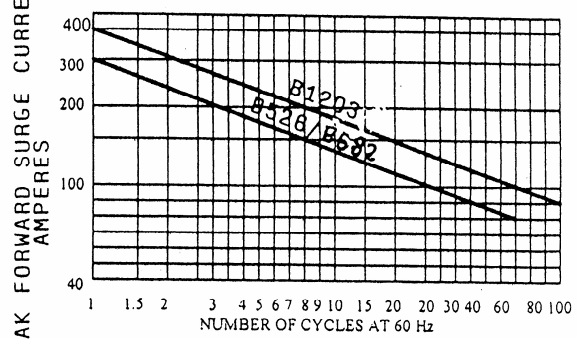


FIG. 4 TYPICAL FORWARD CHARACTERISTICS

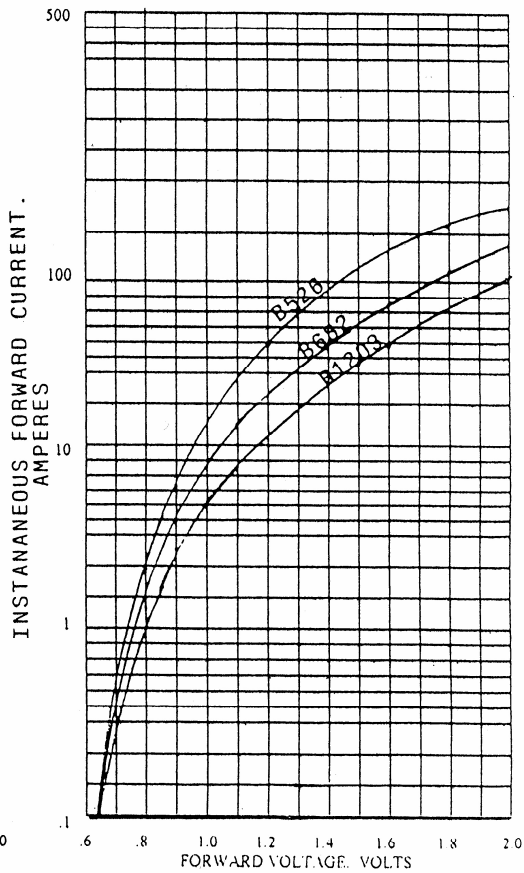
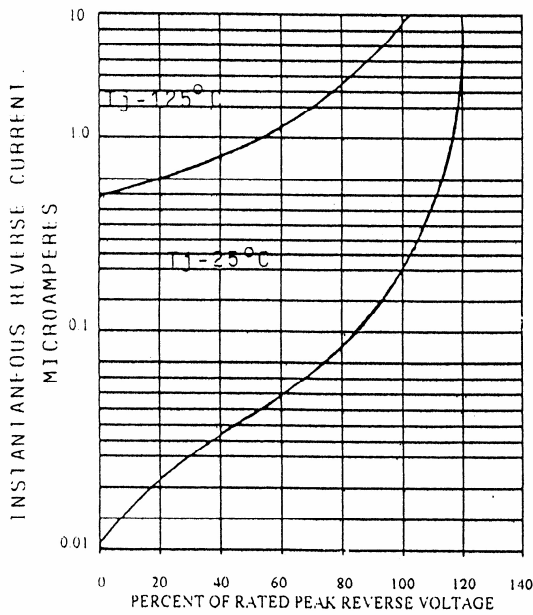


FIG. 3 TYPICAL REVERSE CHARACTERISTICS



(203) 467-2591 TEL  
 (203) 469-5928 FAX  
 Email: [Info@edal.com](mailto:Info@edal.com)  
 Internet: <http://www.edal.com>

**EDAL industries, inc.**  
 51 Commerce St. East Haven, CT 06512