

SHINDENGEN

General Purpose Rectifiers

SMT Bridges

S1WB(A)60

600V 1A

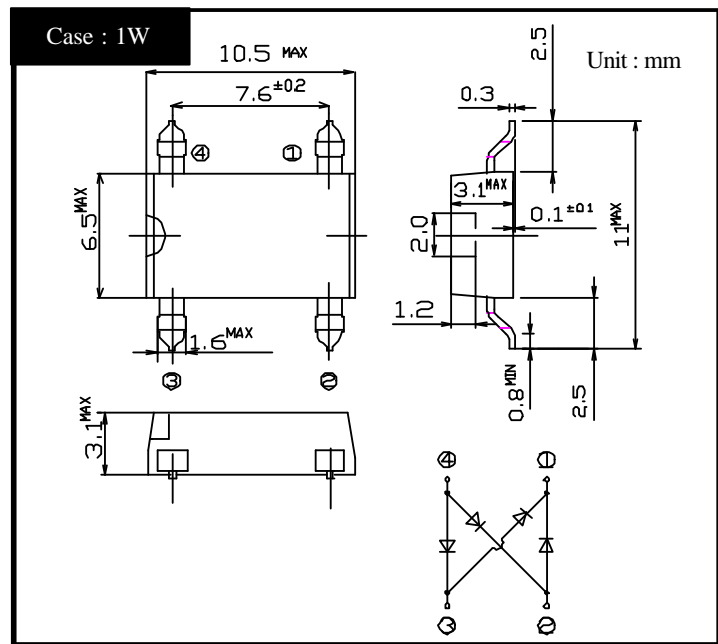
FEATURES

- Small SMT
- High IFSM
- Applicable to Automatic Insertion

APPLICATION

- Switching power supply
- Home Appliances, Office Equipment
- Telecommunication, Factory Automation

OUTLINE DIMENSIONS



RATINGS

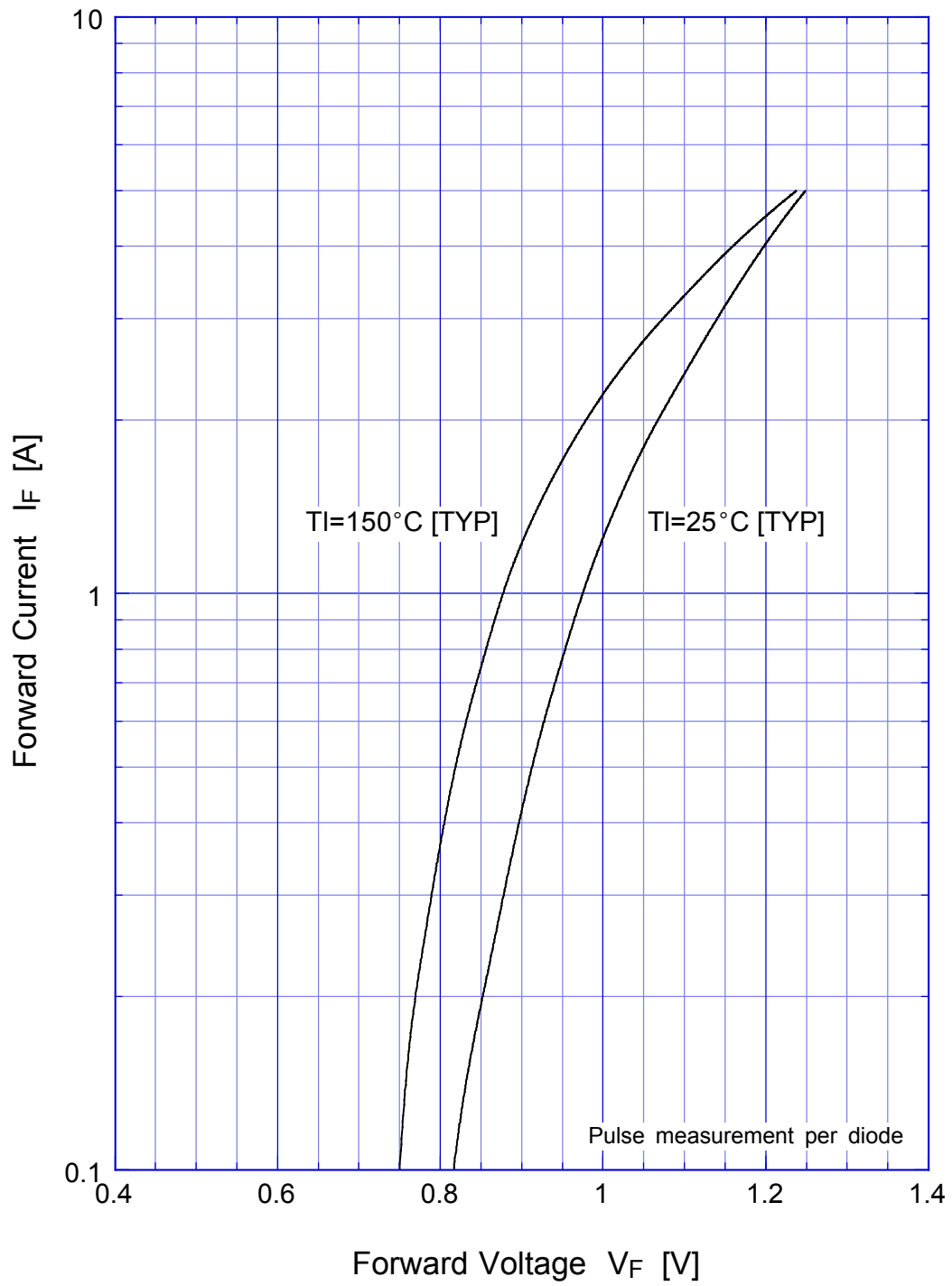
Absolute Maximum Ratings (If not specified Tl=25)

Item	Symbol	Conditions	Ratings	Unit
Storage Temperature	Tstg		-40 ~ 150	
Operating Junction Temperature	Tj		150	
Maximum Reverse Voltage	V _{RM}		600	V
Average Rectified Forward Current	I _O	50Hz sine wave, R-load, Ta=25	1	A
Peak Surge Forward Current	I _{FSM}	50Hz sine wave, Non-repetitive 1 cycle peak value, Tj=25	30	A
Current Squared Time	I ² t	1ms t < 10ms Tj=25	4.5	A ² s

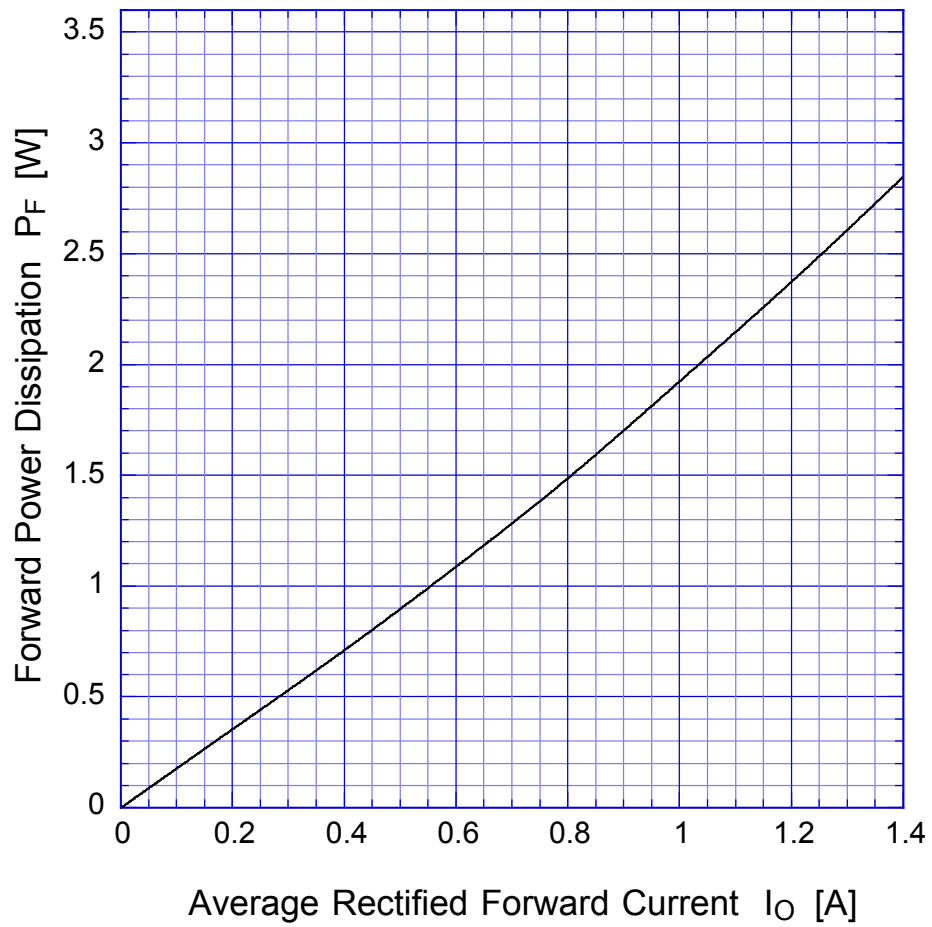
Electrical Characteristics (If not specified Tl=25)

Item	Symbol	Conditions	Ratings	Unit
Forward Voltage	V _F	I _F =0.5A, Pulse measurement, Rating of per diode	Max.1.0	V
Reverse Current	I _R	V _R =V _{RM} , Pulse measurement, Rating of per diode	Max.10	μA
Thermal Resistance	j-l	junction to lead	Max.10	/W
	j-a	junction to ambient	Max.65	

S1WB(A)x Forward Voltage



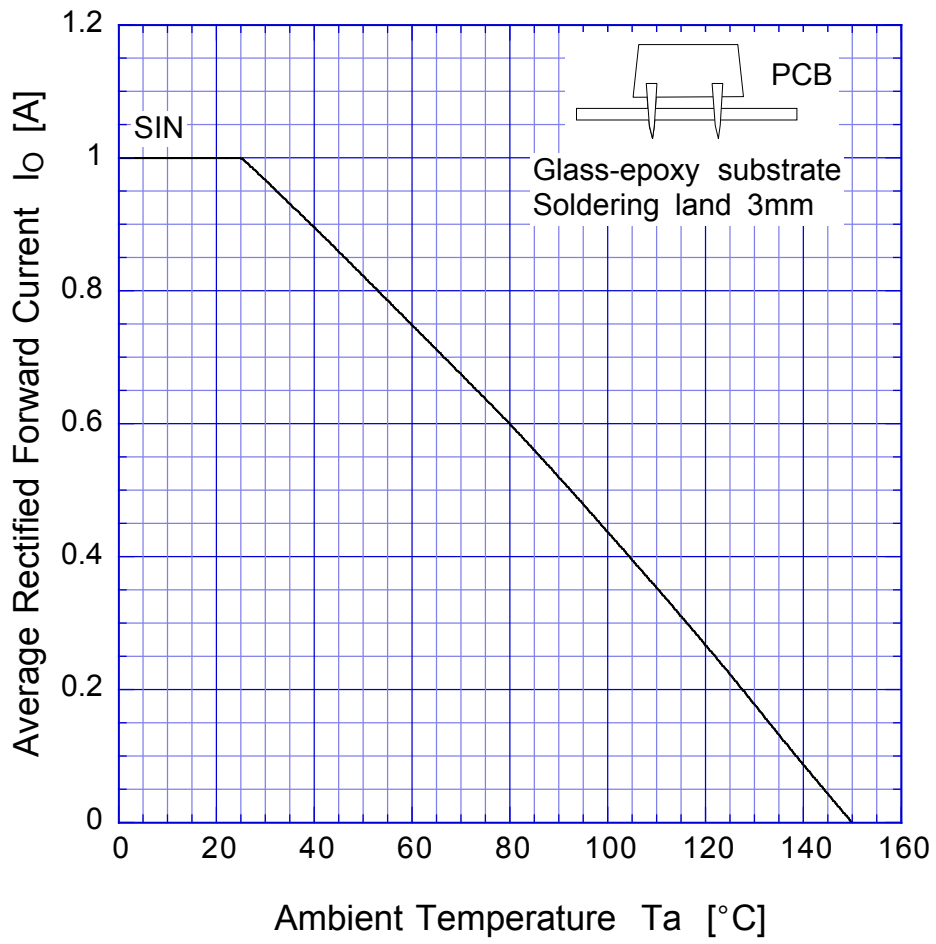
S1WB(A)x Forward Power Dissipation



$T_j = 150^\circ\text{C}$
Sine wave

S1WB(A)x

Derating Curve



Sine wave
R-load
Free in air

S1WB(A)x Peak Surge Forward Capability

