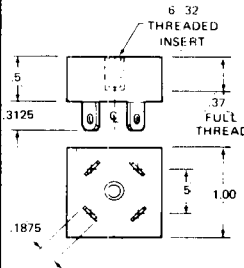
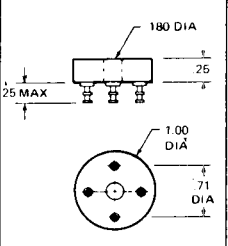
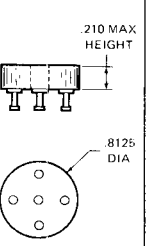
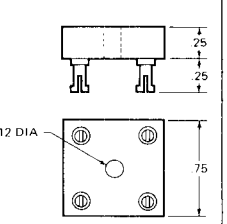


3 AMPERE SINGLE-PHASE SILICON BRIDGE

RATINGS AND ELECTRICAL CHARACTERISTICS

GENERAL INSTRUMENT	KBPC-005	KBPC-02	KBPC-04	KBPC-06	KBPC-08	KBPC-10	Units
Max Recurrent Peak Reverse Voltage	50	200	400	600	800	1000	V
Max RMS Bridge Input Voltage	35	140	280	420	560	700	V
Max DC Blocking Voltage	50	200	400	600	800	1000	V
Max Average Rectified Output at 50°C (T _C)				3.0			A
Max Average Rectified Output at 100°C (T _C)				2.0			A
Peak One Cycle Surge Overload Current				50.0			A
Max Forward Voltage Drop per Bridge Element at 1.5ADC				1.1			V
Max Reverse Leakage at Rated DC Blocking Voltage and	25°C			10.0			μA
	100°C			1.0			mA
Operating Temperature Range				-55 to +125			°C
Storage Temperature Range				-55 to +150			°C

CROSS-REFERENCE TABLE

VOLTS			 S.C.I.	 INT. RECTIFIER	 SEMTECH	 DIODES INC.	VOLTS
50	KBPC005	2SB5	30DB05T	3SCBR05	BR705A/805A	50	
100	KBPC02	2SB10	30DB1T	3SCBR1	BR71A/81A	100	
200	KBPC02	2SB20	30DB2T	3SCBR2	BR72A/82A	200	
400	KBPC04	2SB40	30DB4T	3SCBR4	BR74A/84A	400	
600	KBPC06	2SB60	30DB6T	3SCBR6	BR76A/86A	600	
800	KBPC08	2SB80	30DB8T	3SCBR8	BR78A/88A	800	
1000	KBPC10	2SB100	30DB10T	3SCBR10	BR710A/810A	1000	