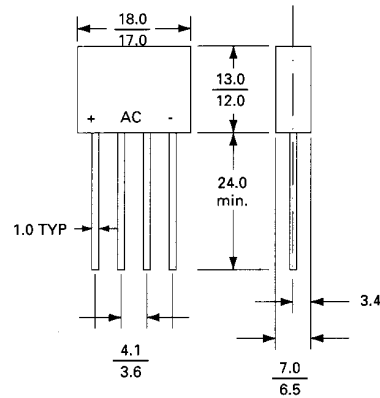


# KBP2005 ...KBP210

## 2A SINGLE - PHASE SILICON BRIDGE

### Features

- Surge overload rating - 50 amperes peak
- Ideal for printed circuit board
- Plastic material has Underwriters Laboratory Flammability Classification 94V-0.
- Mounting Position: Any



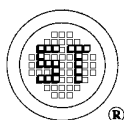
VOLTAGE RANGE  
50 to 1000 Volts  
CURRENT  
2.0 Amperes

Dimensions in mm

### MAXIMUM RATINGS AND ELECTRICAL CHARACTERISTICS

Rating at 25 °C ambient temperature unless otherwise specified. Resistive or inductive load, 60Hz  
For capacitive load, derate current by 20%.

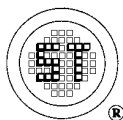
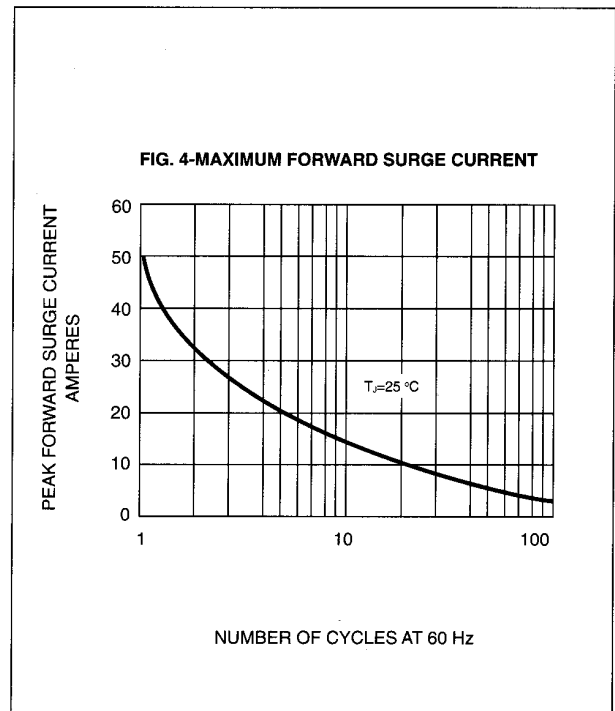
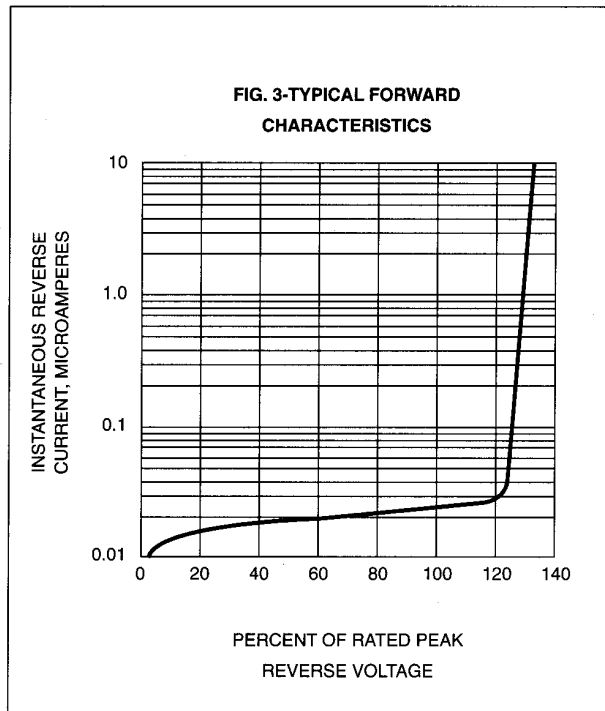
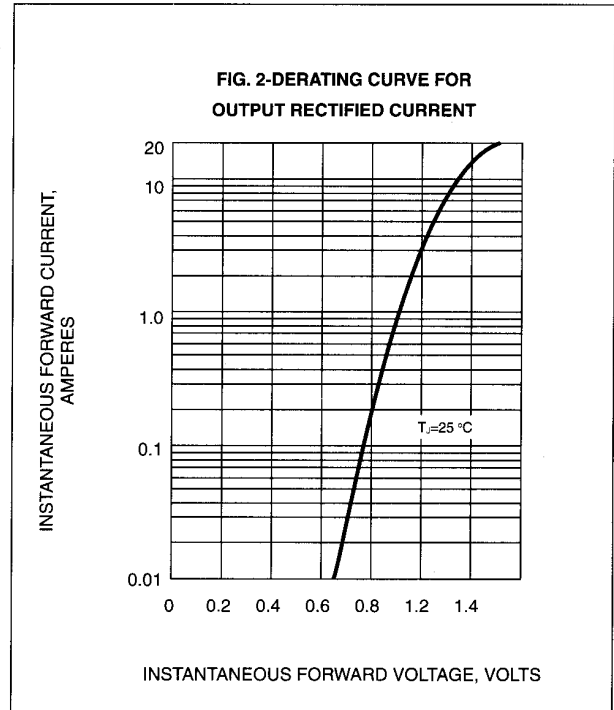
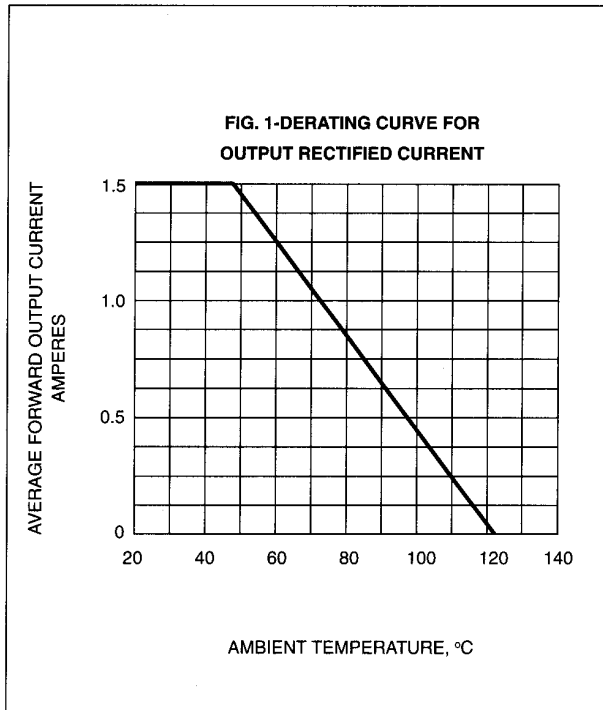
	KBP2005	KBP201	KBP202	KBP204	KBP206	KBP208	KBP210	UNITS
Maximum Recurrent Peak Reverse Voltage	50	100	200	400	600	800	1000	V
Input Voltage Recommended	20	40	80	125	250	380	440	V
Maximum DC Blocking Voltage	50	100	200	400	600	800	1000	V
Maximum Average Forward Rectified Output Current at = 50 °C T <sub>A</sub>	2.0							A
Peak Forward Surge Current, 8.3 ms single half sine-wave superimposed on rated load	50							A
Maximum Forward Voltage Drop per Bridge Element at 1.0A Peak	1.0							V
Maximum Reverse Current at Rated DC Blocking Voltage per Element	10.0							μA
Operating Temperature Range T <sub>J</sub>	-55 to + 125							°C
Storage Temperature Range T <sub>A</sub>	-55 to + 150							°C



**SEMTECH ELECTRONICS LTD.**  
( wholly owned subsidiary of HONEY TECHNOLOGY LTD. )



# KBP2005 ...KBP210 2A SINGLE - PHASE SILICON BRIDGE



**SEMTECH ELECTRONICS LTD.**  
( wholly owned subsidiary of **HONEY TECHNOLOGY LTD.** )

