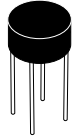
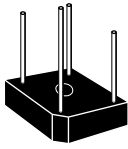
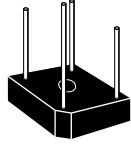


Bridge Rectifiers, Controlled Avalanche*

Single Phase, Full Wave

1.5 to 35 Amperes

200 to 800 Volts

I_O (AMPS)	1.5	2.0	3.0	6.0	10
@ T_A (°C)	50	55	2.0 @ 25	50	
@ T_C (°C)			3.0 @ 50	100	100
I_{FSM} (AMPS)		60	50	150	150
CASE	 CASE A		 CASE C		 CASE CM
V_{RRM} (VOLTS)					
200	CBR1A-020	CBR2A-020	CBR3A-P020	CBR6A-020	CBR10A-J020
400	CBR1A-040	CBR2A-040	CBR3A-P040	CBR6A-040	CBR10A-J040
600	CBR1A-060	CBR2A-060	CBR3A-P060	CBR6A-060	CBR10A-J060
800	CBR1A-080	CBR2A-080	CBR3A-P080	CBR6A-080	CBR10A-J080

V_F MAX @ I_F	1.0V @ 1.0A	1.1V @ 2.0A	1.1V @ 1.5A	1.1V @ 3.0A	1.2V @ 5.0A
I_R MAX @ V_{RRM}	10 μ A	10 μ A	10 μ A	10 μ A	10 μ A

*AVALANCHE BREAKDOWN VOLTAGE		
V_{RRM}	MIN	MAX
200V	250	700
400V	450	900
600V	650	1100
800V	850	1300

Central
Semiconductor Corp.
www.centrasemi.com