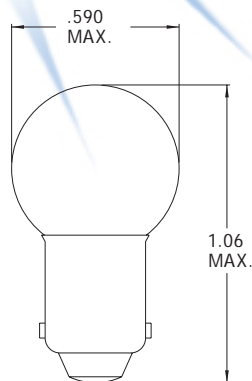
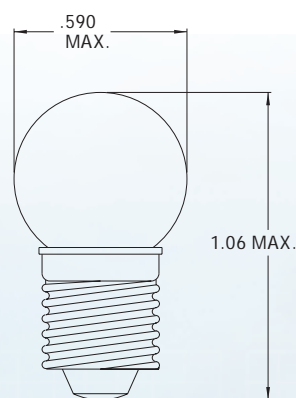


**G-4 1/2 Miniature Bayonet Base**



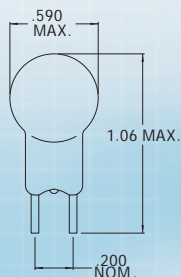
| Part Number | Design Voltage | Amps | MSCP | Life Hours | Filament Type |
|-------------|----------------|------|------|------------|---------------|
| CM427       | 5.0            | .50  | 2.3  | 15         | C-2R          |
| CM503       | 5.1            | .15  | .60  | 100        | C-2R          |
| CM607       | 6.0            | .50  | 3.6  | 3          | C-2R          |
| CM1406      | 6.0            | .04  | .10  | 250        | C-6           |
| CM604       | 6.15           | .50  | 3.2  | 15         | C-2R          |
| CM55        | 7.0            | .41  | 2.0  | 500        | C-2R          |
| CM1896      | 7.0            | .50  | 2.2  | 1,500      | C-2R          |
| CM57        | 14.0           | .24  | 2.0  | 500        | C-2V          |
| CM57X       | 14.0           | .24  | 2.0  | 500        | C-2F          |
| CM293       | 14.0           | .33  | 2.0  | 5,000      | C-2F          |
| CM431       | 14.0           | .25  | 2.7  | 250        | C-2V          |
| CM1895      | 14.0           | .27  | 2.0  | 1,500      | C-2F          |
| CM433       | 18.0           | .25  | 3.5  | 250        | C-2V          |
| CM456       | 28.0           | .17  | 2.0  | 5,000      | C-2F          |

**G-4 1/2 Miniature Screw Base**



| Part Number | Design Voltage | Amps | MSCP | Life Hours | Filament Type |
|-------------|----------------|------|------|------------|---------------|
| CM136       | 1.25           | .60  | .20  | 75         | S-2           |
| CM116       | 2.65           | .41  | .80  | 15         | C-2R          |
| CM27        | 4.90           | .30  | 1.4  | 30         | C-2R          |
| CM425       | 5.00           | .50  | 2.3  | 15         | C-2           |
| CM502       | 5.10           | .15  | .60  | 100        | C-2R          |
| CM1482      | 6.00           | .45  | 2.2  | 100        | C-2R          |
| CM1483      | 6.00           | .04  | .10  | 500        | C-6           |
| CM31        | 6.15           | .30  | 2.0  | 15         | C-2R          |
| CM605       | 6.15           | .50  | 3.4  | 15         | C-2R          |
| CM428       | 12.50          | .25  | 2.4  | 250        | C-2V          |
| CM430       | 14.0           | .25  | 2.7  | 250        | C-2R          |
| CM432       | 18.0           | .25  | 3.5  | 250        | C-2V          |

**G-4 1/2 Miniature 2 Pin Base**



| Part Number | Design Voltage | Amps | MSCP | Life Hours | Filament Type |
|-------------|----------------|------|------|------------|---------------|
| CM15        | 7.0            | .40  | 2.0  | 500        | C-6           |
| CM20        | 14.0           | .23  | 2.0  | 500        | C-2R          |