



Typical Performance @ 25°C

| Characteristics | Typical | Guaranteed | |
|----------------------------------|---------|------------|---------------|
| | | 0° to 50°C | -54° to +85°C |
| Frequency | | | |
| Small Signal Gain (min.) | | | |
| Gain Flatness (max.) | | | |
| Reverse Isolation | | | |
| Noise Figure (max.) | | | |
| Power Output @ 1 dB comp. (min.) | | | |
| IP3 | | | |
| IP2 | | | |
| Second Order Harmonic IP | | | |
| VSWR Input / Output (max.) | | | |
| DC Current @ 15 Volts (max.) | | | |

Absolute Maximum Ratings

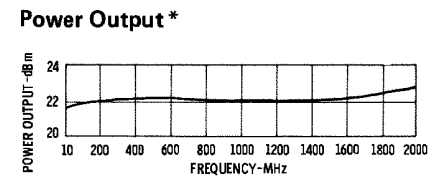
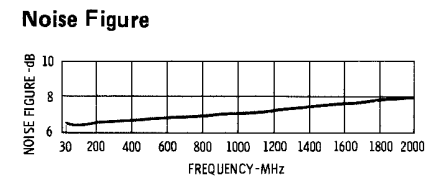
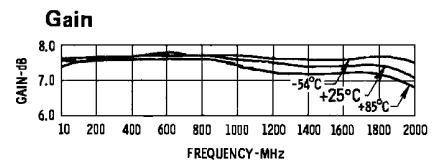
Storage Temperature
 Max. Case Temperature
 Max. DC Voltage
 Max. Continuous RF Input Power
 Max. Short Term RF Input Power (1 minute max.)
 Max. Peak Power (3 μsec max.)
 "S" Series Burn-in Temperature (Case)

Thermal Data: $V_{cc} = 15 \text{ Vdc}$

Thermal Resistance θ_{jc}
 Transistor Power Dissipation P_d
 Junction Temperature Rise Above Case T_{jc}

Outline Drawings

| Package Figure Model | TO-8 | Surface Mount | SMA Connectorized |
|----------------------|------|---------------|-------------------|
| | | | |



* at 1 dB Gain Compression

